

**ANNUAL REPORT & ACCOUNTS
2013-14**



EASTERN COALFIELDS LIMITED

(A Subsidiary of Coal India Limited)

SANCTORIA , P.O. DISHERGARH, DIST. BURDWAN

www.easterncoal.gov.in

MANAGEMENT DURING 2013-14

FUNCTIONAL DIRECTORS:

Shri Rakesh Sinha
Chairman-cum-Mg. Director

Shri S.K. Srivastava
Director (Personnel) (Upto 31.10.2013)

Shri S. Chakravarty
Director (Technical) Opn.

Shri C.K. Dey
Director (Finance)

Shri Ramesh Chandra
Director (Technical) P&P

Shri K.S.Patro
Director (Personnel) (From 01.11.2013)

PART-TIME OFFICIAL DIRECTORS:

Shri A. Chatterjee
Director (Finance), CIL

Shri V. Peddanna
Director, MoC

SPECIAL DIRECTOR APPOINTED BY BIFR:

Shri K.K. Gautam

NON-OFFICIAL PART-TIME DIRECTORS:

Shri Subrata Chaudhuri

Shri S.K. Mohanty

Shri S.M. Lodha

Shri S.M. Sharma

COMPANY SECRETARY:

Shri V.R. Reddy

MANAGEMENT AS ON 14th JUNE, 2014

FUNCTIONAL DIRECTORS:

Shri Rakesh Sinha
Chairman-cum-Mg. Director

Shri S. Chakravarty
Director (Technical) Opn.

Shri C.K. Dey
Director (Finance)

Shri Ramesh Chandra
Director (Technical) P&P

Shri K.S.Patro
Director (Personnel)

PART-TIME OFFICIAL DIRECTORS:

Shri A. Chatterjee
Director (Finance), CIL

Shri V. Peddanna
Director, MoC

SPECIAL DIRECTOR APPOINTED BY BIFR:

Shri K.K. Gautam

NON-OFFICIAL PART-TIME DIRECTORS:

Shri Subrata Chaudhuri

Shri S.K. Mohanty

Shri S.M. Lodha

Shri S.M. Sharma

COMPANY SECRETARY:

Shri V.R. Reddy

BANKERS DURING 2013-14

State Bank of India	Axis Bank	Bank of Baroda
United Commercial Bank	Union Bank of India	United Bank of India
Oriental Bank of Commerce	Canara Bank	Bank of India
Punjab National Bank		

STATUTORY AUDITOR DURING 2013-14

1. M/s. Dutta Sarkar & Co., 7A, Kiran Sankar Roy Road, 2nd Floor, Kolkata - 700001

BRANCH AUDITORS DURING 2013-14

2. M/s. Lodha & Co., 14, Government Place East, Kolkata-700069
3. M/s R P Boobna & Co., 209, AJC Bose Road, 2nd Floor, Room No.87, Kolkata-700017
4. M/s. L B Jha & Co., GF-1, Gillander House, 8, Netaji Subhas, Road, Kolkata- 700001
5. M/s. U S Saha & Co., 35, Bahir Sarbamangla Road, Burdwan-713101
6. M/s. Roy Ghosh & Associates, 39, Kalna Road, Badamtala, Burdwan-713401

COST AUDITORS DURING 2013-14

- 1 M/s B.G. Chowdhury & Co., Sree Appartments, 4A, 11/47A, Panditya Road, Kolkata-700029
- 2 M/s Mani & Co., Ashoka, 111, Southern Avenue, Kolkata-700029,
- 3 M/s Datta Ghosh Bhattacharya & Associates, 37, Gobindo Bose Lane, Kolkata-700025
- 4 M/s M.G. & Associates, Punjabi Para, RN Road, Burnpur, Asansol, Dist.: Burdwan-713325
- 5 M/s Basu Banerjee Chakraborty Chattopadhyay & Co., 42/B, Shibtala Street, Hooghly-712258
- 6 M/s ATM & Associates, 36/1, Block A, Bangur Avenue, Kolkata-700055

INTERNAL AUDITORS DURING 2013-14

- 1 M/s DBK Associates, P-48C, CIT Road, Ground Floor, Kolkata-700014
- 2 M/s A.C. Dutta & Co., 10, KS Roy Road, 2nd Floor, Kolkata-700001
- 3 M/s Guha Nandi & Co., 2A, GC Avenue, 5th Floor, Kolkata-700013
- 4 M/s Bhattacharjee Das & Co., 3A, Garstin Place, Kolkata-700001
- 5 M/s G G M & Co., 503, Parnasree, RIC More, Kolkata-700060
- 6 M/s Naha Dhar Kapur & Co., 29, Apcar Garden, Asansol-713304
- 7 M/s DN Dokania & Associates, 103A, Bank More, Dhanbad-826001
- 8 M/s Ghosal & Ghosal, 4, Commercial Building, NS Rd., Kolkata-700001
- 9 M/s TKC & Co., 16A, Lake Place, Sarat Bose Rd., Kolkata-700029
- 10 M/s SPAN & Associates, 14/28, Golf Club Road, Kolkata-700033
- 11 M/s Sudip Ghosh & Associates, 2, Garstin Place, Kolkata-700001
- 12 M/s Ghosh & Ghosh, 25, R.N. Mukherjee Road, Kolkata-700001
- 13 M/s Konar Mustafi & Associates, P-113, CIT Road, Kolkata-700014
- 14 M/s KN Jain & Co., 2, Lal Bazar Street, Kolkata-700001
- 15 M/s Sankar Dutta & Associates, 68B, H. Mukherjee Rd, Kolkata-700025

REGISTERED OFFICE OF THE COMPANY

CMD's Office, Sanctoria, Post - Dishergarh, District - Burdwan, Pin - 713333

MISSION STATEMENT

To produce and market the planned quantity of coal and coal products efficiently and economically in an eco-friendly manner with due regard to safety, conservation and quality.

VISION STATEMENT

To emerge as a global player in the primary energy sector committed to provide energy security to the country by attaining environmentally & socially sustainable growth through best practices from mine to market.

ईस्टर्न कोलफील्ड्स लिमिटेड

अध्यक्ष-सह-प्रबंध निदेशक का कार्यालय
सांकतोड़िया, पत्रालय - डिसेरगढ़,
जिला - बर्द्धमान, पश्चिम बंगाल - 713333
कंपनी सचिवालय
सी.आइ.एन.-U10101WB1975GOI030295
वेबसाइट - www.easterncoal.gov.in



Eastern Coalfields Limited

Office of the Chairman-cum-Managing Director
Sanctoria, P.O. Disergarh- 713333,
Distt. Burdwan (W.B.)
Company Secretariat
CIN: U10101WB1975GOI030295
Website : www.easterncoal.gov.in
Telefax : 0341-2520546
E-mail: eclcos17a@gmail.com

Ref. No: ECL : CS: 15(2014)/1542

5th June, 2014

NOTICE

Notice is hereby given that the Thirty-ninth Annual General Meeting of the Shareholders of Eastern Coalfields Limited will be held on **Saturday, the 14th June, 2014** at the Registered Office of the Company at Sanctoria, P.O. Disergarh-713333, Dist.-Burdwan (West Bengal) at 12:15 P.M. to transact the following business.

ORDINARY BUSINESS:

1. To receive, consider and adopt the Audited Balance Sheet as on 31st March, 2014 and Profit & Loss Account for the year ended 31st March, 2014 together with the Report of the Auditors and Directors thereon.
2. To appoint a Director in place of Shri A. Chatterjee, Director, who retires in terms of Articles 33(i) (e) (iii) of the Articles of Association of the Company and is eligible for reappointment.
3. To appoint a Director in place of Shri V. Peddanna, Director, who retires in terms of Articles 33(i) (e) (iii) of the Articles of Association of the Company and is eligible for reappointment.

Dated : June 5, 2014

Registered Office :

Eastern Coalfields Limited
Sanctoria, P.O. Disergarh,
Distt. Burdwan (West Bengal)
PIN : 713333.

By order of the Board


(वी.आर. रेड्डी) / (V. R. Reddy)

महाप्रबंधक (वित्त)/कंपनी सचिव

General Manager (Finance) / Company Secretary

- Notes :** (i) A member entitled to attend and vote at the meeting is entitled to appoint a Proxy to attend and vote instead of himself and the proxy need not be a member of the Company. The instrument appointing the proxy should be deposited at the Registered Office of the Company not less than forty-eight hours before the commencement of the meeting.
- (ii) Members are also requested to accord their consent for convening the meeting at a shorter Notice under Sec. 101(1) of the Companies Act, 2013.
- (iii) Pursuant to Section 139(5) of the Companies Act, 2013, the Auditors of a Government Company are to be appointed or re-appointed by the Comptroller and Auditor General of India (C&AG) and in terms Section 142(1) of the Companies Act, 2013, their remuneration has to be fixed by the Company in the Annual General Meeting or in such manner as the Company in General Meeting may determine. The Members of your Company in its 8th Extra Ordinary General Meeting held on 30th July, 2001 authorised the Board of Directors to fix the remuneration of Statutory Auditors.



CHAIRMAN'S STATEMENT

Friends,

I have great pleasure in welcoming you to the 39th Annual General Meeting of Eastern Coalfields Limited. The Directors' Report, audited accounts for the financial year 2013-14 together with the report of Statutory Auditors and the report and review of the Comptroller and Auditor General of India, are already with you.

1. Energy is one of the major inputs for economic development of any country, and coal dominates the energy mix in India, contributing over 55% of the country's energy need. Today the Indian economy is in acute need of energy. Our company produces one of the best qualities of Non-Coking Coal which caters to the needs of various power plants, steel plants, cement factories etc.
2. The strategic vision of the company is to emerge as a global player in the primary energy sector committed to provide energy security to the country by attaining environmentally & socially sustainable growth through best practices from mine to market.
3. During 2013-14, ECL has produced 36.046 Mt Coal. ECL has surpassed the target of 34.50 Mt with a growth rate of 6.33 % over last year which is the highest growth rate amongst all Subsidiaries of Coal India Limited. The Company has achieved ever highest OB removal to the tune of 85.76 Million Cum which is 129.65 % of the Annual Target with a substantial positive growth of 12.18 % over last year, which is 2nd highest amongst all Subsidiaries of Coal India Limited. After a long gap, the UG production recorded a modest positive growth of 0.32 % over last year. With the introduction of mass production technology by deploying Continuous Miner and PSLW etc in Jhanjra and other mines, the underground coal production will continue to improve in the coming years.
4. In spite of acute difficulty in dispatch owing to lack of sufficient linkage in the initial months of the financial year, ECL has despatched 36.255 MT Coal (103% of target) with a positive growth of 1.13% over last year. At the same time, through strict enforcement of Cash & Carry Clause of FSA, the outstanding dues have been reduced from a level of ₹ 3582.13 Cr. as on 1st April, 2013 to ₹ 1720.01 Cr. as on 1st April, 2014.
5. During the year 2013-14, 3 (three) projects namely PR for New Kenda OC, UCE of PR of Kumardihi B-CM and PR of Itapara OCP were approved by the Board and the last project is proposed to be operated under Mine Developer cum Operator mode.

6. Highwall Mining Technology is proposed to be introduced in Sripur, Nimcha and Tilaboni Project. Continuous efforts are being made to enhance the coal production from underground mines. As on 31.03.2014 202 Nos. of SDLs, 29Nos. of LHDs and 26 Nos. of UDMs are in operation in different underground mines of ECL.
7. The impact on the environment due to extraction of coal is being monitored constantly by our Company and adequate measures are undertaken for control of Air, Water & Noise Pollution, Land degradation, Deforestation etc. These measures are being undertaken in accordance with the provisions of all statutory norms, Acts and Rules on a regular basis. During 2013-14 we planted 45000 Nos. of trees/sapling covering an area of 18 Ha.
8. We have also committed for sustainable development and CSR activities in villages around ECL command area by providing drinking water, improving educational facilities and health care etc. During the year ₹ 105.52 crore (approx.) was spent on Sustainable Development, Welfare and CSR activities.
9. Group Gratuity Scheme in collaboration with Life Insurance Corporation of India has been started at ECL which ensures payment of full gratuity to the employees in case of pre-mature death.
10. We have always given the highest priority towards safety, which is considered as a part of core production process in ECL. To improve the safety standards, ECL has vigorously pursued several measures during the year.
11. Our Company has complied with the conditions of corporate governance as stipulated in the Guidelines on Corporate Governance for Central Public Sector Enterprises (CPSEs) issued by the Department of Public Enterprises, Government of India. As required under the said guidelines a separate section on Corporate Governance has been added in the Directors' Report and a Compliance Certificate has been obtained from the statutory auditors.
12. We are committed to produce more than 38 MT coal during 2014-15 and confident that ECL will march ahead in the times to come and with co-operation of all and our tireless efforts of the team, the company will come out of BIFR in days to come.

I express my sincere thanks to Coal India Limited, Ministry of Coal, other Central Government Ministries and Departments, State Governments, all employees, Trade Unions, consumers, and suppliers for their unstinted support and relentless co-operation.



(Rakesh Sinha)
Chairman

Place: Sanctoria
Date: 14th June, 2014

DIRECTORS' REPORT

To
The Shareholders,
 Eastern Coalfields Limited

Gentlemen,

I, on behalf of the Board of Directors, have pleasure in presenting the 39th Annual Report on the working of your Company together with audited accounts for the year ended 31st March, 2014, report of the Statutory Auditors and Management's reply thereon as well as the comments of the Comptroller and Auditor General of India on the audited accounts.

Special Achievements:

- a) ECL has achieved all target parameters of Coal Production, OB Removal and Off-take and these achievements are ever highest since inception of the company.
- b) ECL has obtained excellent MoU rating for the year 2012-13 for the first time, since inception of the company.
- c) ISO 9001, 14001 & 18001 Certification was granted to Rajmahal & Sonepur Bazarri Project.
- d) Mine closure plan for all running mines formulated and escrow account has been opened on 31.10.2013 as per guidelines of Ministry of Coal.
- e) System of e-tendering implemented for all tenders whose value is more than ₹ 5 Lakhs.
- f) To win over very slow land acquisition under LA Act with Board's approval, Company succeeded in direct purchase of land for opening up of new projects/expansion of existing projects.
- g) Introduction of on-line recruitment portal for fast recruitment.
- h) Introduction of Group Gratuity Scheme in collaboration with Life Insurance Corporation of India which ensures payment of full gratuity to the employees in case of pre-mature death.
- i) ECL Branch of WIPS (Women in Public Sector) secured first position in the Annual Performance Evaluation due to its significant contribution.
- j) Apparel Training and Design Centre (ATDC) was established in Raniganj Coalfields also for creating employment opportunity amongst project affected people. Training of 371 Nos. of project affected people has already been completed in these Training Centers and all of them got employed in the Textile Industries at different places.
- k) ECL secured first position in the Inter Coal Company Cricket Tournament held in the month of January-2014.

1.0 PRODUCTION:

- 1.1** Production performance of the Company in 2013-14 against the target as well as compared to last year was as under:

Particulars	Unit	2013-14			2012-13	Growth Over last year	
		Target	Actual	Achieved (%)	Actual	Absolute	%
1. Production :	M.Te.						
i) Raw Coal - UG		7.00	6.871	98.16	6.849	0.022	0.32
- OC		27.50	29.175	106.09	27.052	2.124	7.85
Total		34.50	36.046	104.48	33.901	2.145	6.33
ii) Coking Coal :							
- Blendable		0.00	0.10	100.00	0.10	0.09	900.00
- Others		0.00	0.38	100.00	0.03	0.35	1166.70
iii) Non-Coking :		34.50	35.99	104.32	33.86	2.13	6.29
2. O.B. Removal	MCuM	66.15	85.76	129.65	76.45	9.31	12.18
3. Productivity(OMS)	Tonnes						
- Underground		0.49	0.48	97.96	0.46	0.02	4.35
- Opencast		10.65	10.96	102.91	10.17	0.79	7.77
- Overall		2.05	2.12	103.41	1.94	0.18	9.28

1.2 CONSTRAINTS :

(Figures in M. Te)

Particulars	As on 31.3.14	As on 31.3.13
Loss of Production due to :		
i) Power failure	0.099	0.285
ii) Machine Breakdown	0.094	0.190
ii) Absenteeism	0.026	0.121
iii) Labour Unrest (Industrial Relations)	0.160	0.174
iv) Water logging due to rainfall	0.491	0.312
v) Land acquisition problem	0.050	0.000
vi) Others	0.325	0.206
Total	1.245	1.288

1.3 SYSTEM CAPACITY UTILISATION :

(Figure in %)

Particulars	2013-14			2012-13	Growth Over last year	
	Target	Actual	Achieved(%)	Actual	Absolute	%
a) UG	72.78	70.76	97.22	66.18	4.58	6.92
b) OC (Dept) Excv.	113.98	105.86	92.87	86.25	19.61	22.74
c) OC (Hired) Excv.	114.48	173.68	151.71	188.65	-14.97	-7.94
d) OC (Dept.+Hired) Excv.	114.20	147.06	128.77	123.45	23.61	19.13
e) Total [UG + OC (D)]	108.92	101.55	93.24	83.88	17.67	21.07
f) Overall (UG+OC) (Hired+ Dept.)	111.17	130.77	117.63	118.96	11.81	9.93

2.0 FINANCIAL RESULTS :

- 2.1. Gross sales turnover for the year ending 31st March, 2014 was ₹ 11959.75 crores compared to ₹ 12162.59 crores in the previous year resulting in decrease of 1.67% over previous year. During the year under review, company had made a pre-tax profit of ₹ 1299.28 crore and a Post-tax Profit of ₹ 872.23 crore compared to last year's pre-tax profit of ₹ 1897.18 crore and post-tax profit of ₹ 1655.54 crore. Details were as under:

(₹ in Crore)

Particulars	2013-14	2012-13
Profit(+)/Loss(-) after charging all expenses but before PRP / Executive Superannuation benefit interest, depreciation, impairment, O.B.R., prior period adjustment.	1832.35	2090.61
Less: Impact of PRP/Executive Superannuation Benefit.	88.51	75.94
Less: Actuarial provision (AS-15)	-54.31	164.84
Less: Interest.	0.98	8.48
Less: Depreciation/Impairment/Mine Closure Provision.	284.53	267.31
Less: OBR Adjustment	210.00	(-) 324.59
Profit (+)/Loss (-) for the year after charging interest and depreciation, impairment and OBR Adjustment.	1302.64	1898.63

Particulars	2013-14	2012-14
Less: Prior Period Adjustment.	3.36	1.45
Net Profit (+)/Loss (-) after considering Prior Period Adjustment.	1299.28	1897.18
Cash Profit	1518.43	2158.16
Profit after Tax	872.23	1655.54

2.2 Capital Expenditure :

Total Capital Expenditure during the year under review was ₹408.87 crores (Excluding exchange fluctuation) against the Capital Expenditure of ₹202.94 crores during 2012-13.

2.3 Capital Structure :

(₹ in Crore)

Particulars	2013-14	2012-13
A. SHARE CAPITAL		
i) Authorized Share Capital (2,50,00,000 Eq. shares of ₹1000 each)	2500.00	2500.00
ii) Paid up Equity Share Capital (2,21,84,500 shares of ₹1000 each)	2218.45	2218.45
B. LOAN FUNDS:		
i) Coal India Limited (Holding Company)	518.97	518.97
ii) Export Development Corporation, Canada.	162.07	155.20

2.4 Repayment of Foreign Loan :

(₹ in Crore)

Particulars	2013-14	2012-13
i) Repayment of foreign loan through CIL.	5.74	5.14

2.5 Payment / Adjustment of Royalty, Cess, Stowing excise duty & Sales Tax during the year:

(₹ in Crore)

Particulars	2013-14	2012-13
i) Royalty on Coal	312.45	240.15
ii) Cess on Coal.	1648.01	1527.32
iii) Sales Tax (Central & State).	381.61	376.56
iv) Stowing Excise Duty.	35.78	34.75
v) Central Excise Duty	547.20	545.00
Total	2925.05	2723.78

2.6 Directors' Responsibility Statement :

Pursuant to sub-section (5) of Section 134 of the Companies Act, 2013 the Board of Directors of the Company hereby state and confirm that:-

- in the preparation of the annual accounts for the year ended 31st March 2014, all the applicable accounting standards were followed with proper explanation relating to material departures;

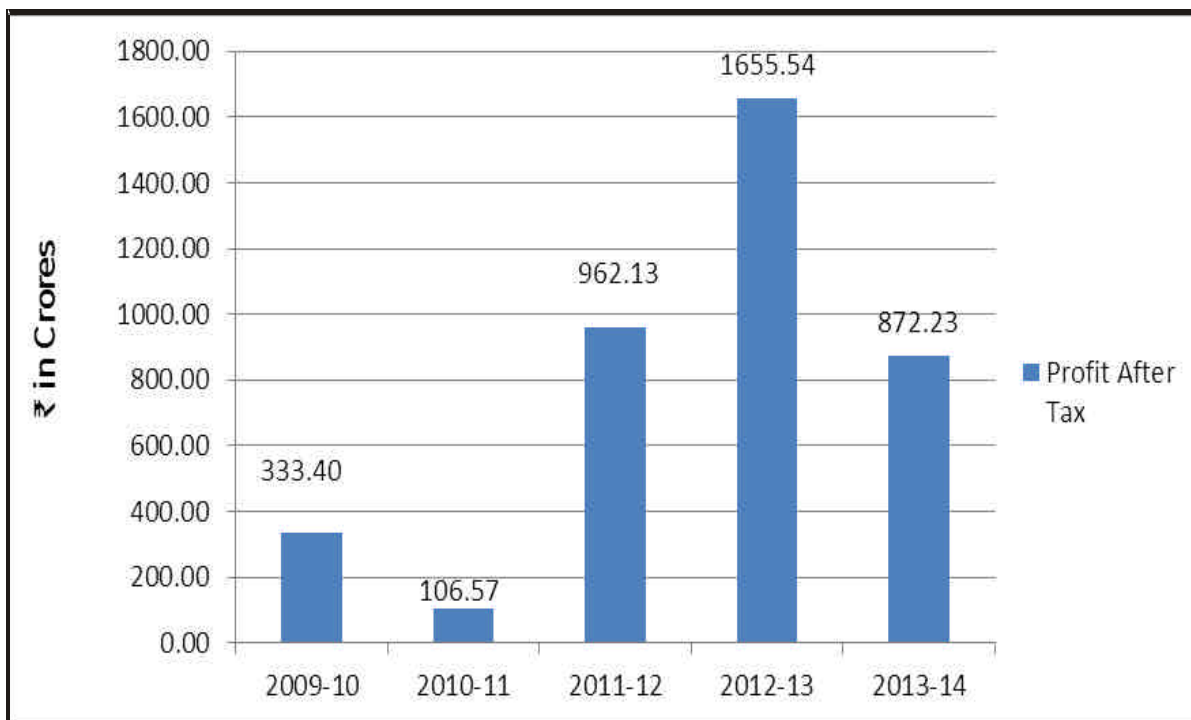
- b. the Directors had selected such accounting policies and applied them consistently and made judgments and estimates that are reasonable and prudent so as to give a true and fair view of the state of affairs of the company at the end of the financial year and of the Profit/Loss of the company for that period;
- c. the Directors had taken proper and sufficient care for the maintenance of adequate accounting records in accordance with the provision of the Companies Act, 2013 for safeguarding the assets of the company and for preventing and detecting fraud and other irregularities;
- d. the Directors had prepared the annual accounts on a going concern basis; and
- e. the Directors had devised proper systems to ensure compliance with the provisions of all applicable laws and that such systems were adequate and operating effectively.

3.0 PLANNING :

3.1 Command Area of Operations:

Mining lease-hold area of ECL is about 753 Sq. Km out of which surface right area is about 237.18 Sq. Km. Command area of operation of ECL is in two States-West Bengal and Jharkhand. Areas of Raniganj Coalfield are spreading over Burdwan, Birbhum, Bankura and Purulia District in West Bengal. Saharjuri Coalfield in Deoghar District of Jharkhand is being worked as SP Mines Area. Hura Coalfields and ECL's largest opencast mine Rajmahal is being operated in Godda District of Jharkhand. Heart of Raniganj Coalfields is located on the north of Ajoy River while Mejia and Parbelia are on south of Damodar River. In Dhanbad District, Mugma field lies on the west of Barakar River. Formation of coal seems has occurred mainly in two sequences at ECL- Raniganj measures & Barakar measures. Raniganj measures cover the entire coalfield of Raniganj-Pandaveswar, Kajora, Jhanjra, Bankola, Kenda, Sonapur, Kunustoria, Satgram, Sripur, Sodepur and partly at Salanpur Areas. Barakar measures cover two areas i.e. Salanpur & Mugma Areas, S.P. Mines and Rajmahal Areas are mainly related to Barakar measure and Talchair series.

Profit After Tax (₹ in Crore)



3.2 Planned and Actual for 2013-14 and Plan for 2014-15 :

Sl. No.	Particulars	2013-14			2012-13	2014-15
		Target (BE)	Revised Target (RE)	Actual	Actual	Planned
1	Production (Mt)	34.50	36.00	36.046	33.901	38.00
2	Overall Productivity	2.04	2.129	2.12	1.944	2.057
3	Plan expenditure (in ₹ Crore)	525.00	525.00	408.87	202.94	970.00

3.3 GEOLOGICAL EXPLORATION AND DRILLING :

During 2013-14, 40381 metre (CIL and Non-CIL blocks) was drilled by CMPDIL against the target of 38275 metre in CIL Block as well as Non-CIL Block. :

(Figures in Metre)

Drilling Agency	2013-14			2012-13	2014-15
	Target (BE)	Revised Target (RE)	Actual	Actual	Target (BE)
CMPDIL	38275	38275	40381	29150	48800

3.4 Research and Development:**3.4.1 CIL R&D Project:**

Detailed status of implementation of ongoing R&D Projects funded under R&D grant of CIL is enclosed as **Annexure –I**.

3.4.2 S&T Projects :

Detailed status of implementation of ongoing S&T Research Projects funded under S&T grant of MoC is enclosed as **Annexure –II**.

3.5 Modernization of Coal Industry:

In order to increase the level of modernization and mechanization in underground mines intermediate technology deploying LHD/SDL was introduced in 63 no of mines of ECL till 2013-14. Eight manual districts have been converted to mechanized district during 2013-14. As on 31.3.2014, 202 no of SDLs and 29 no of LHDs were on roll in different underground mines of ECL. During 2013-14, production achieved from 202 no of SDLs was 4.0227 Mt., from 29 no of LHDs was 0.907 Mt and from 1 no of Dosco is 0.024 Mt.

Apart from introduction of intermediate technology by deploying SDL/LHD in loading operation, "Mass production technology" by deploying Continuous Miner combined with Shuttle car had already been deployed at Jhanjra and Sarpi project.

3.6 Introduction of Operator Independent Truck Despatch System

In order to improve fleet management and thereby productivity of HEMM, ECL has introduced a GPS based Operator Independent Truck Despatch system in Sonepur Bazari OC mine which is being successfully operated at present.

3.7 Steps taken to improve underground production:

Considering the various operational constraints, liquidation of upper seam, availability of land for caving etc action has been taken to improve underground production mainly by introduction of mass production technology deploying Continuous Miner with Shuttle Car in more no of underground mines in XII Plan like Jhanjra 2nd set CM, Jhanjra Low height CM, Khottadih, Tilaboni, Shankarpur, Pandaveswar–Dalurband and Kumardihi B apart from phasing out of manual operation and converting manual mines to semi-mechanized operation by deploying SDL/LHD in loading operation. Action has been taken to introduce UDM at faces keeping in view of shortage of Drilling gang due to superannuation and the dual purpose of availability of more coal at face and supporting as well.

For supply of 2nd set CM at Jhanjra agreement was signed with M/s Bucyrus DBT GmbH on 14.06.2012. Application was submitted to DGMS for obtaining permission regarding method of work. CM package received at Project site in March-2014.

3.8 Details of Projects approved by Board of Directors of ECL during the year :

SL No	Name of the Project	Capacity (MTY)	Approved Capital Investment (₹ Cr)	Date of Approval
1	New Kenda OC	1.20	75.01	Approved by ECL Board on 19.05.2013
2	Kumardihi B-CM	0.51	100.74 (in Equipment Hiring option)	Approved by ECL Board on 10.03.2014 on cost plus basis.
3.	Itapara OCP	3.00	581.68 (under outsourcing option in MDO mode)	Approved by ECL Board on 10.03.2014 on cost plus basis.

3.9 Project Formulation: Recast of Project Report has been done for Siduli underground mine with an estimated capital expenditure of ₹ 447.84 crore.

3.10 Capital Projects/ Schemes:

- i. No. of new Projects: NIL
- ii. Expansion/Revision/Foreclosure of Projects: NIL
- iii. Others - 17
- iv. Total – 17

3.11 Project Completion:

- i. No. of Projects Completed: 1 (One) Shankerpur UG
- ii. Capacity: 0.12 MTY
- iii. Sanctioned Capital: ₹ 6.22 crore
- iv. Completion Cost: ₹ 5.79 crore

3.12 New Initiatives and Future Programme:

Following initiative have been taken in 2013-14 for augmentation of production from underground and opencast operation:

a. Introduction of High-wall Mining: The following patches /sites have been identified for introduction of Highwall Mining Technology in ECL:

SL No	Name of the Block/Seam	Estimated extractable reserve (Mt) for maximum drivage length		Capital Expenditure (₹ Cr)
		300 Meter	200 Meter	
1	Sripur /Taltore (R-I)	0.86	0.81	6.38
2	Nimcha/(R-IXA)	1.84	1.66	5.35
3	Tilaboni /R-VIII2	1.23	1.08	44.97

b. Project identified for operation by MDO mode: PR of Ghusick UG project with Capacity of 1.46 MTY and estimated Capital of ₹ 842.16 crore where PSLW has been proposed is under examination for operating in MDO mode.

c. Technological up-gradation and Modernization of existing UG mines: The existing underground mines which have been identified for Technological up-gradation and Modernization are Badjna, Shyampur B, Siduli, Chinakuri, Kumardih-B (C&E pits), Ghusick and Nimcha. M/S KPMG Advisory Services Pvt. Ltd. was assigned with the above job.

d. Introduction of mass production technology continuous Miner (CM) : The following mines have been identified for introduction of CM in Xli / XIII plan :

SI No	Name of the Mine	Capacity	Estimated Capital Expenditure (₹ Cr.)
1	Tilaboni	1.86 MTY	788.53
2.	Dalurband - Pandaveswar	UG - 1.29 MTY OC - 2.00 MTY	476.86
3.	Kumardihi B	0.51 MTY	100.74
4.	Shankarpur	UG - 1.163 MTY OC - 2.00 MTY	401.43
5.	Jhanjra Low height CM	0.72 MTY	320.55
6.	Siduli	0.51 MTY	447.84

3.13 Details of OC Patches approved during 2013-14: The following OC patches were approved during 2013-14:

- Nirsa OCP Patch (Coal-2.8 MT & OB 10.42 M Cu.M)
- Scheme for Hiring of HEMM for Mohanpur OC Patch for production of 7.06 MT.

3.14 MoU Activities:

Sl. No.	Performance Indicator	Measurement Unit	Target for the year	Achievements
1	Approval of project by ECL Board	Month	June '13	Achieved. PR of New Kenda OC has been approved by ECL Board in its meeting held on 19.05.2013 for capacity of 1.20 MTY with capital investment of ₹ 75.01 crores.
2	Recommendation of ECL Board for seeking approval from CIL Board - 1 Project	Month	Nov '13	Achieved. PR for New Kenda OC has been recommended by ECL Board on 19.05.2013 for seeking approval from CIL Board.
3	Commissioning of new Project (Jhanjra 2nd Set CM)	Month	Feb'14	98% achieved. Commissioning done in May-2014.
4	Rehabilitation of Villages of Rajmahal OCP	No.of houses	50	Achieved. Total 71 Nos. PAF have been rehabilitated.
5	Completion of work of Tumni Nalla diversion in Sonapur Bazari Project (3.31 KMs)	Month	15th Mar'14	Achieved. 100 % Completed
6	Survey, Design, Preparation & submission of estimate to ECL by NHAI for diversion Of Raniganj-Suri Road(5.6KMs) of Sonapur Bazari Project	Month	Oct' 13	Survey work completed in May 2013. Estimate for diversion of Raniganj-Suri Road has been done by NH Planning and Design Circle and submitted to PW (Roads) Directorate on 10/10/2013 for approval.
7	Submission of detailed design & preparation of Tender Document by M/s. RITES for Rly. Siding of Sonapur Bazari Combined OCP.	Month	Sept '13	Achieved. Revised and final DPR along with estimate submitted by RITES on 31.08.2013. It has been approved by ECL Board on 20.12.2013.
8	Scientific Investigation for deployment of Long-wall packages at Jhanjra	Month	15th Mar'14	Achieved. Final report submitted on 02.05.2013.
9	Floating of tender, evaluation & award of work by M/s. RITES for Rly. Siding of Sonapur Bazari Combined OCP	Month	Feb'14	ECL Board has approved the estimate on 20.12.2013. Tender document floated on 21.02.2014 by M/s RITES. Tender has been opened on 26.03.2014.
10	Preparation of Master Control Network (MCN) of New Project costing more than 100 crore or producing 2.0 MTPA (i) Sonapur Bazari Combined OC 8.0 MTPA	Month	Dec'13	Achieved. MCN has been prepared and approved by competent authority and submitted to CIL, on 05.07.2013

Sl. No.	Performance Indicator	Measurement Unit	Target for the year	Achievements
11	Submission of updated MCN for all MOSPI monitored projects on quarterly basis:(i) Rajmahal Expansion OCP (17.00 MTY)(ii) Jhanjra PSLW(R-VI) Phase-II	%	90	Achieved. Updated MCN for all MOSPI monitored project have been prepared, approved and submitted to CIL on or before end of all quarters.
12	Completion of the Project for Underground trapped miner location system	Month	Jan' 14	Field trial of MF portable radio for two way voice communication has been conducted at Jhanjra UG mine. Inspection done by TCS, CMC, CMPDIL and ECL in December-2013.
13	Study for feasibility of extraction of thick seam (R-VI) of Khottadih colliery of Pandaveswar Area by depillaring with caving	Month	Feb'14	Achieved. Study report has been submitted by CIMFR, Dhanbad in June-2013
14	Assessment of status of stabilization of thin parting between R-IX & inaccessible R-IX-A seams and to suggest method of stabilization at Muslia unit of Sripur Area	Month	15th Mar'14	Study by IIT Kharagpur is expected to commence from April-2014
15	Pilot Project at Sonapur Bazari OCP for reduction of specific consumption of Diesel in the Dumpers.	Month	15th Mar'14	Achieved. Trial run has been conducted for three months at Sonapur Bazari Area. Successfully completed with reduction diesel consumption at the rate of 5% over average consumption.
16	Conversion of Manual/Mixed Under Ground Mine Districts to Fully Mechanized System.	No. of mines	7	Achieved. 8
17	Rationalization of Underground districts by re-organization.	No.of Districts	1	Achieved. 2
18	Award of work for preparation of Enterprise Risk Management (ERM) Plan	Month	15th Mar'14	Achieved. Contract has been awarded to E&Y, Kolkata on 19.02.2014 for preparation of Risk Assessment and its Mitigation Procedure in CIL and its subsidiaries separately.

Sl. No.	Performance Indicator	Measurement Unit	Target for the year	Achievements
19	Finalization of RFQ document for Chitra Washery subject to clearance of land acquisition by Govt. of Jharkhand.	Month	15th Mar'14	Due to non-clearance of land acquisition by Govt. of Jharkhand, RFQ document could not be finalised.
20	Up gradation /Alteration of Weighbridges.	Nos.	1	Achieved. 2

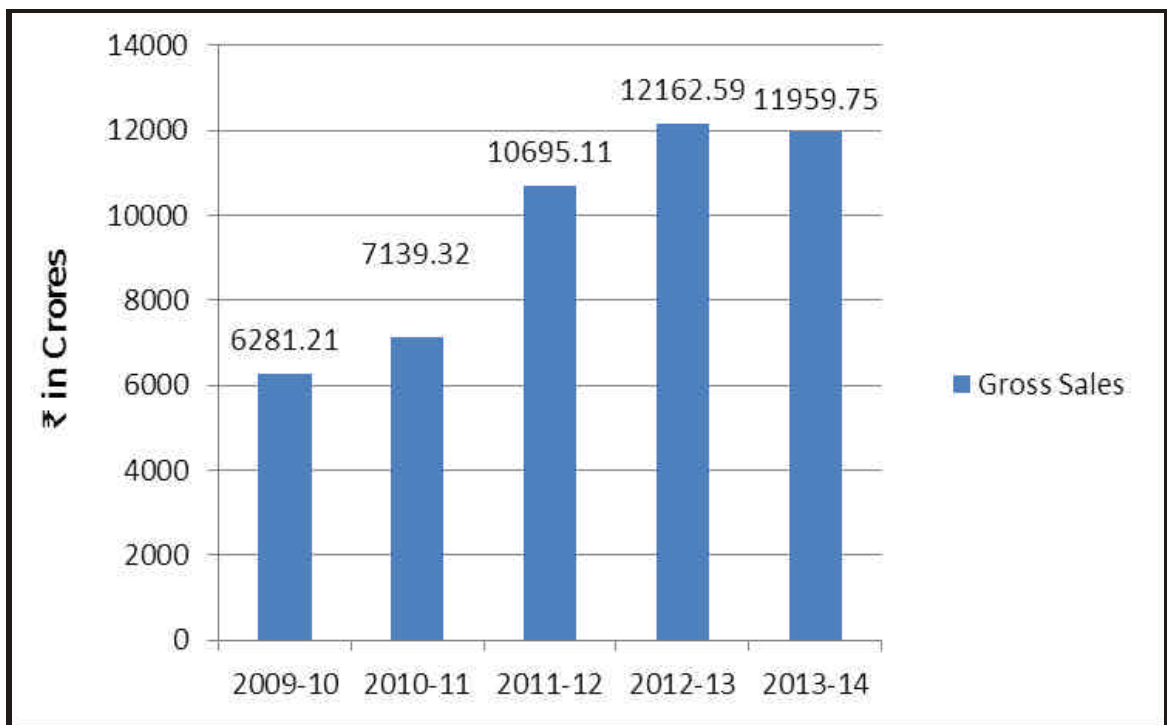
3.15 Project Monitoring and Status of Implementation :

Details given as **Annexure - III** (Separately)

4.0 MANAGEMENT'S DISCUSSION AND ANALYSIS REPORT:

Management's Discussion and Analysis Report is presented in a separate section forming part of the Annual Report (**ANNEXURE-IV**).

Gross Sales (₹ in Crores)



5.0 COAL MARKETING:

5.1 Demand vis-a-vis off-take:

Actual off-take of coal in 2013-14 was 36.255 million tonne against the demand of 35.20 million tonne i.e. demand satisfaction of 103%. Sector-wise demand and off-take during the year 2013-14 compared to 2012-13 is as follows:

(Figures in Million Tonne)

Sector	Off-take 2013-14			Off-take 2012-13		
	Demand	Actual	% Satisfaction	Demand	Actual	% Satisfaction
POWER	29.950	31.052	104	27.06	30.015	111
CEMENT	0.200	0.064	32	0.13	0.146	112
CPP(ORS)	0.403	0.123	31	0.365	0.218	60
CPP (STEEL)	0.300	0.313	104	0.505	0.313	62
STEEL (BLEND)	0.008	0.007	88	0.06	0.01	17
SPONGE IRON	0.807	0.146	18	0.32	0.275	86
EXPORT	-	-	-	0.02	0.00	0
LOCO	-	-	-	0.01	0.00	0
DEF	0.030	0.004	13	0.03	0.01	33
COLLY. CONS.	0.340	0.277	81	0.40	0.301	75
OTHERS	3.162	4.269	135	5.35	4.556	85
TOTAL	35.200	36.255	103	34.25	35.844	105

5.2. Average loading of Wagons per day :

Field-wise average loading of wagons for the year 2013-14 compared to previous year is as follows :

(Figures in Box/Day)

Field	Loading of wagons			
	2013-14		2012-13	
	Target	Actual	Target	Actual
Raniganj	701	663	668	647
Mugma/Salanpur	150	164	119	149
Adra	24	16	21	17
Pirpainti	201	76	144	84
Rajmahal (Wharf Wall)	0	130	0	153
Total	1076	1049	952	1050

5.3. Mode-wise despatch :

Mode-wise despatch of coal in 2013-14 compared to previous year as follows:

(Figures in Million Tonnes)

Mode of Despatch	2013-14	2012-13
Rail	24.598	24.158
Road	1.936	2.117
Merry-Go-Round(MGR)	9.444	9.267
Total	35.978	35.542

5.4. Stock of Coal as on 31st March 2014 is as follows : (Figures in lakh Tonnes)

FIELD	As on 31.3.14
Raniganj	5.72
Mugma/Salanpur	3.68
S.P. Mines	1.65
Rajmahal	8.08
Total	19.13

5.5. Spot 'e' auction & Forward 'e' auction :

Mode	2013-14			2012-13		
	Despatched Qty. (in lakh tonne)	Gain over notified price (₹ in Cr.)	% age Gain	Despatched Qty. (in lakh tonne)	Gain over notified price (₹ in Cr.)	% age Gain
Spot 'e' auction						
Rail	23.22	59.71	9.35	27.60	161.39	17.79
Road	15.82	164.69	30.80	14.24	229.31	45.10
Total	39.04	224.40	19.13	41.84	390.70	27.60
Forward 'e' auction						
Road	-	-	-	0.25	4.1	101.99
Total	-	-	-	0.25	4.1	101.99

5.6. Sales Realisation :

(₹ in Crore)

Particulars	2013-14	2012-13
Sales Realisation	14108.85	11121.88

During 2013-14, against MoU target of 2.83% reduction in undisputed receivables, the actual reduction in undisputed receivables has been 37.81 % and against MoU target of 1.18% reduction in disputed receivables, the actual reduction in disputed receivables has been 56.90%.

6.0 POPULATION OF EQUIPMENT (HEMM) :

6.1 Population of Equipment as on 31st March 2014 compared to 31st March 2013 and major repair / rehabilitation done during 2013-14 is as follows :

Equipment	No. of Equipment as on		Repair / Rehabilitation of equipment during 2013-14	
	31.03.2014	31.03.2013	Target	Achievement
Dragline	1	1	---	---
Dumper	232	197	---	---
Dozer	87	82	1	1
Shovel	71	59	---	---
Drill	48	45	---	---

6.2 Percentage availability & utilisation of each type of equipment against CMPDIL norms during the year 2013-14 compared to previous year is as follows :

Equip-ment	Availability				Utilisation			
	CMPDIL Norms	2013-14	2012-13	Growth over last year in %	CMPDIL Norms	2013-14	2012-13	Growth over last year in %
Dragline	85	91.98	92.01	-0.03	73	87.09	86.55	0.54
Dumper	67	72.10	67.37	4.73	50	38.21	39.47	-1.26
Dozer	70	69.45	69.94	-0.49	45	27.27	30.85	-3.58
Shovel	80	75.49	70.91	4.58	58	45.40	46.25	-0.85
Drill	78	79.27	77.15	2.12	40	30.35	31.14	-0.79

The %age availability of Dragline, Dumper and Drill is more than CMPDIL norms. The %age availability of shovel is less due to major repair of 10 cum shovel and problem of rack pinion, dipper stick, failure of PTO of Demag shovel, failure of hydraulic pump and bucket repairing of 13 cum shovel, failure of final drive of BE 1000 and failure of hydraulic pump of Tata Hitachi shovel. The %age availability of dozer is less due to failure of final drive, transmission and engine.

The %age utilisation of Dragline is more than CMPDIL norms. The %age utilisation of Shovel, Dumper, Dozer and Drill is less due to unpredicted rains during September-'13, October-'13, February-'14 and March-'14 and also due to land problem in Rajmahal, Chitra, Mohanpur, Belbaid and Rajpura OCP.

Steps taken to achieve CMPDIL norms of Dumper Utilisation:

- Review of HEMM performance of projects was made at regular intervals and necessary assistance / help was provided from HQ to reduce breakdown hours of equipment.

6.3 New/Replacement equipment provided to OCPs in 2013-14 is as under :

Equipment	Nos.	Project
Dumper	78	Dabor-3, Jambad-2, Sonapur Bazari-27, Chitra-9, Gopinathpur-5, Khottadih-9, Mahabir-3, Belbaid-3, Rajmahal-6, Rajpura-5, Shankerpur-6

Equipment	Nos.	Project
Dozer	11	Bonjemehari-1, Jambad-1, Khottadih-1, Mohanpur-1, Belbaid-1, Rajmahal-2, Rajpura-1, Sonapur Bazari-3
Shovel	14	Sonapur Bazari-3, Shankarpur-1, Rajmahal-1, Belbaid-1, Mohanpur-1, Mahabir-1, Gopinathpur-1, Dabor-1, Chitra-2, Bonjemehari-1, Baramuri-1
Drill	6	Sonapur Bazari-6

7.0 ENERGY CONSERVATION :

7.1.1 POWER AND FUEL CONSUMPTION

Sl. No.	Particulars	Unit	2013-14	2012-13
I.	ELECTRICITY PURCHASED			
a)	Purchased Units	M.KWH	836.38	824.53
b)	Total amount paid to the supply agencies (Approx)	₹ in crore	577.40	559.07
c)	Rate/Unit (Average)	₹ / KWH	6.93	6.78
d)	Specific Consumption of Electricity (Approximate)	KWH/Te	23.20	24.30
II.	OWN GENERATION (Through DG Sets) :			
a)	Generated Units	Lakh KWH	6.63	7.04
b)	Unit generated per Ltr. of Diesel Oil	KWH/Ltr.	6.23	5.80
c)	Cost of Generation	₹ / KWH	10.30	9.87
III.	AVAILABILITY OF POWER:			
a)	Average availability of power	MVA	167.18	171.54
b)	Power Demand	MVA	181.27	182.41
c)	% Availability	%	92.23	94.04

7.1.2 Progress of Power Generation from Chinakuri Power Plant:

Lease of Chinakuri Power Plant expired on 31.03.2012. Tender has been floated for fresh lease. There is no captive power generation during 2013-14.

7.2 Energy Conservation & Audit:

CMPDIL is empanelled as an accredited energy auditor by Govt. of West Bengal. In 2013-14, Energy Audit has been conducted at Khottadih UG and Pandaweshwar UG. Energy Audit for Khas Kenda and East Nimcha has been started.

Energy cost per tonne of coal production in 2013-14 was ₹ 160.88 as compared to ₹ 164.79 in 2012-13. The specific consumption of electricity also decreased in 2013-14 as compared to 2012-13.

7.3 Underground Machinery Performance:

The detail of Underground Machineries with productivity is given below:

Equipment	2013-14		2012-13	Remarks
	On Roll	Productivity (TPD)	Productivity (TPD)	
SDL	202	60	55	
LHD	29	91	85	
Road Header	1	79	24	The Road Header machine (UK - DOSCO) was commissioned in 1984. This model is obsolete and spares are readily not available.
Continuous Miner	2	1498	1521	During 2013 - 14, CM has produced 1072860 Tonnes of coal in comparison to 1043332 Tonnes of coal in 2012-13.

7.4 Performance of CHPs:

As on 31st March 2014, Company was operating 6 Nos. of major CHPs and 2 Nos. of Mini CHPs. During 2013-14, the Major CHPs handled 14.92 M.Te and Mini CHPs handled 0.27 M.Te of coal.

8.0 WELFARE AMENITIES :

Sl. No.	PARTICULARS	Cumulative position as on 31.3.2013	Achievement during 2013-14	Cumulative position as on 31.3.2014
1.	Co-operative Societies			
	a) Co-operative Credit Society	74	0	74
	b) Primary Consumer Co-operative Stores	30	0	30
	c) Central Co-operative	04	0	04
	d) Loan and Investment to Co-operative Societies (₹ in Lakh)	63.80	0	63.80
2.	Banking Facilities – No. of branches functioning	26	0	26
3.	Creches	48	0	48
4.	Canteens	82	0	82
5.	Educational Facilities			
	a) DAV School	04	0	04
	b.i) No. of Schools receiving recurring Grant - in - aid	162	0	162
	b.ii) Amount of Recurring grant-in-Aid (₹ in lakh)	3785.97	373.92	4159.89
	c.i) No. of Schools receiving Non-Recurring Grant-in-aid (₹ in lakh)	387	01	387
	c.ii) Amount of Non-Recurring grant-in-aid (₹ in lakh)	288.21	0	288.21
	d.i) No. of schools sanctioned ad-hoc grant	79	0	79
	d.ii) Amount of ad-hoc grant sanctioned (₹ in lakh)	69.60	0	69.60
	e) No. of School buses engaged	156	0	156
6.	Games & Sports amount spent (₹ in lakh)	358.08	21.83	379.91

Sl. No.	PARTICULARS	Cumulative position as on 31.3.2013	Achievement during 2013-14	Cumulative position as on 31.3.2014
7.	Social & Cultural activities, amount spent (₹ in lakh)	66.31	3.94	70.25
8.	CIL Scholarship			
	a) No. of Scholarship and Cash awarded	13568	924	14492
	b) Amount sanctioned (₹ in lakh)	155.97	17.40	173.37
9.	CIL Scheme for Financial assistance to extend the Tuition Fees & Hostel Charges of the Wards of Wage Board Employee studying in the Selected Engineering & Govt. Medical Colleges.			
	a) No. of wards of WBE sanctioned	172	60	232
	b) Amount sanctioned (₹ in lakh)	27.15	14.57	41.72

9.0 MEDICAL AMENITIES:

9.1 2 Central Hospitals, 11 Area Hospitals with total bed capacity of 1285 and 115 Dispensaries extended medical services to the employees and their dependants. 130 Nos. of Ambulances were in service in these hospitals. 5 Nos. of Mobile Medical Vans also catered to the medical needs of localities situated in ECL command area.

9.2 No. of persons referred to outside for treatment & expenditure incurred for their treatment and Villagers covered by Mobile Dispensary:

Particulars	2013-14	2012-13
No. of patients referred outside:	1329	1084
Expenditure incurred for their treatment (in ₹ Lakh)	1280	876
Health & family welfare programme:		
- No of camps	18	23
- No of beneficiaries	685	1221
Villagers covered by Mobile Dispensary:		
- No of camps	544	647
- No of beneficiaries	30969	33755

In addition to above, 4 Nos. of eye camps were organised benefitting 324 persons. 1 medical camp was also organised for differently abled person benefitting 65 persons. The total medical CSR expenditure during 2013-14 was ₹ 33 Lakhs (approx.) and ₹ 395 Lakhs were used for medicine procurement.

9.3 Re-organisation for up-gradation of Medical Services:

- Up-gradation work of Sanctoria Hospital is near completion. Up-gradation work of Central Hospital Kalla is under process.
- Super Speciality Clinics were organised at CH Kalla and Sanctoria Hospital every month to impart quality health care services to the workers and their dependent family members as well as the service is extended to local population of the ECL command Area. Doctors from reputed hospitals attended the camps.
- School of nursing at CH Kalla was inaugurated and admission for the course is under process.
- Colposcopy machines were installed at Sanctoria Hospital and CH Kalla recently for screening of Cervical Cancer Patients.

10.0 CORPORATE SOCIAL RESPONSIBILITY:

Report on Corporate Social Responsibility pursuant to Section 135(2) of Companies Act, 2013 is presented in a separate section forming part of the Director's Report (**ANNEXURE-V**). The MoU activities relating to CSR is given as below:

Sl. No.	Performance Indicator	Measurement Unit	Target for the year	Achievements
1	The number of seminars/ workshops to be organized	Nos.	3	4
2	The presence of top management/ executives in such workshops/seminars	Nos.	25	64
3	The total number of employees covered	Nos.	90	122
4	Publication of annual reports on CSR and sustainability	Yes/ No		Yes
5	Frequently updated display of information in this regard on the company's website	Duration	Half-Yearly	Quarterly
6	The expenditure incurred on CSR and Sustainability activities (vis-à-vis the annual budgetary allocation) (1% of PAT of previous year)	%	>65	75.72%
7	The existence of the two tier organization structure with mandatory membership of an Independent Director on the Board level committee.	Yes/ No		Yes
8	The frequency of meetings held by the Board level committee	Nos. of meetings	3	4
9	The frequency of meetings held by below Board level Committee	Nos. of meetings	3	4
10	Community toilet systems at project affected villages of Rajmahal Area	Month	15th March, 2014	Work completed on 15.02.2014
11	Potable Water Supply scheme for Topand village under Badjna Colliery, Mugma Area for providing filtered water through Pressure filter	Month	15th March, 2014	Work completed on 21.01.2014

10.1 SOCIAL AMENITIES:

Since the inception, Eastern Coalfields Limited has taken up various activities for the welfare of its workers as well as development of people/communities living in the surrounding areas of the mines. In addition, lots of activities have been attended for the development of infrastructure, industrial structure, roads and railway sidings, residential building, water supply and other welfare activities etc. Brief description is as below:-

10.1.1 Residential Building:

There are altogether 91180 number of residential houses in the company, out of which 62960 numbers are standard quarters and 28220 numbers of non-standard houses. At present housing satisfaction is more than 118%. Regular repairing and maintenance of these quarters are being attended. Additionally, under **Block Repairing** concept, thorough repairing of complete blocks of residential quarters is being taken up. During 2013-14 a budget of ₹ 20.07 crores was provided for block repairing and about 4150 quarters were thoroughly repaired under this programme.

10.1.2 Welfare Buildings:

For the welfare of the workmen, there is tremendous improvement in the assets since nationalization, details as below-

- | | |
|--------------------------------|--------------------------------|
| a) Hospitals- 12 | b) Dispensaries- 115 |
| c) Canteens- 82 | d) Rest Shelters- 137 |
| e) Multipurpose Institutes- 12 | f) Adult Education Centers- 03 |
| g) Community Centers – 54 | |

10.1.3 Water Supply:

ECL has always given special attention for the improvement of potable water supply to the occupants of our residential houses as well as to the people of nearby communities. There are 22 numbers of slow sand filters, 20 numbers rapid gravity filters to provide filtered and treated potable water to the employees and their dependents. There are also 11 numbers of river bed bore wells.

In addition to this ECL has also participated with RCFA-1 and RCFA-2 water supply schemes of West Bengal government and Chirkunda water supply scheme of Jharkhand Govt. for augmenting the source of water and water is served to a population of 5,40,000. In the year 2013-14, 16 new schemes were approved for providing and installation of pressure filter, electro chlorinators, pipeline works, water supply infrastructure works and other allied works for improving availability and portability of water in different Areas. Schemes of J.K. Ropeways and Pandaveswar have been completed. Works of remaining schemes are under various stages of tendering and execution.

10.1.4 Coal Production Roads and Railway Sidings:

Dispatch of coal is one of the prime activities of ECL and it is being done effectively and efficiently. Coal is being dispatched mainly by the mode of roads and railways. ECL has taken proper steps in this regard. Detail description of some ongoing and new works is as below:-

- a. **Roads-** During the year 09 nos. of works for strengthening of coal transportation roads for a total length of 30 Km. (approx.) were approved for different Areas. These works are under various stages of tendering and execution. Details of works under execution are as follows –

Sl. No.	Name of Work	Present Status
1	Strengthening of coal transportation road from 1 & 2 incline to POCP Railway Siding at Jhanjra Area. (Length - 5.05 km)	Work order issued
2	Strengthening of existing coal transportation road from Khottadih OCP Work shop to runway rotary near 'C' Type quarters at Pandaweshwar Area. (Length 1.40 km.)	Work is in progress
3	Strengthening of main road from railway level crossing to 5 no. Pit and 6&7 incline at Parasea Colliery under Kunustoria Area. (Length - 2.60 Km.)	40% Completed.
4	Strengthening of road from Suri Road Belbaid More Junction to Parasea Bus stand via Belbaid Colliery Kunustoria Area. (Length - 4.50 km)	Work order issued.
5	Making of Bituminous road from Suri Road Junction (Kanta More) to AGM Bunglow of Kunustoria Area. (Length - 1.00 km)	17% Completed

- b. **Other works:** ECL is also providing funds to State Govt. and other District Board Authorities for maintaining and upgrading State/District Board roads which are being used for transportation of coal from mine to siding/coal depot. Details of funds provided to State Govt. and other District Board Authorities are as below

Sl. No.	Name of Work	Present Status
1	Improvement of Ukhra Haripur Road from 1.80 Km. to 5.00 Km. (in a stretch 2.6 Km.) under Asansol Division, PWD, Asansol.	Amount deposited ₹ 2.38 crore. Work is being taken up by PWD, Asansol Division and is in progress.
2	Strengthening of road from Ranishire More to Nimcha Cabin (3.2 Km.) a stretch of road from Ranishire More to Burns Club passing under rail over bridge at Nimcha connecting to Mejia Road.	Amount deposited ₹ 1.00 crore. Work is being taken up by Asansol Durgapur Development Authority.
3.	Diversion of 400 meters Zila Parishad Road at Amidha Village near Mohanpur Colliery under Baraboni, Salanpur Area.	Amount deposited ₹ 0.29 crore. Work is in progress.

10.1.5 Mine Development Work :

Some of the major mine development activities during the year are :

Sl. No.	Name of Work	Present Status
1	Construction of drivage of new incline at Khottadih Colliery under Pandaweshwar Area.	Work order in issued.
2	Construction of drivage of incline shaft parallel to main incline from surface to R-VII seam at Jhanjra Area.	Work order in issued.

10.2 MoU Activities :

Sl. No.	Performance Indicator	Measurement Unit	Target for the year	Achievements
1	Renovation and up gradation of Railway sidings in one of the Areas of ECL	Month	15th March 2014	Construction of Wharf wall at railway siding of Parasea Colliery under Kunustoria Area completed on 28.02.2014.
2	Strengthening of All weathered Coal transportation road from mines to siding.	KM.	12	Not achieved. Work under Progress.

11.0 SAFETY:**11.1 Accident Statistics for the year of 2013-14**

YEAR	2013-14*	2012-13
i) Fatal Accidents (Nos.)	11	10
ii) Fatalities (Nos.)	11	10
iii) Serious Injuries (Nos.)	62	79
iv) Fatality / Million tonne output	0.305	0.295
v) Fatality / 3 Lakh Man-shifts	0.195	0.172

(* subject to reconciliation with DGMS)

11.2 Safety Measures**Jobs undertaken by ISO for enhancing safety in Mines of ECL**

- Safety Board has been constituted for inspecting the Mines and removing deficiencies observed. Monthly Meeting of Safety Board is regularly held for reviewing safety of Mines. This meeting is attended by all Functional Directors, all HoDs, all Safety board Members, all Area CGM/GMs and all Area safety Officers. The Safety board Comprises of, amongst others, Six Members nominated by the Operating Trade Unions.
- To conduct Special Meeting of Pits Safety Committee after fatal accident and implementation of the recommendation of Special Pits Safety Committee.
- Enquiring into Fatal accidents in order to know the root causes and fixing responsibility.
- Issuance of Safety Circulars in line with finding of the enquiry into Accidents / Dangerous Occurrences/ Near-miss Incidents to prevent recurrence.
- Maintenance and Analysis of Statistics of Fatal and Serious Accidents for taking remedial measures.

- f. Quality of materials and their supply in mines has been ensured.
- g. Strata Control Monitoring Cell has been established in ECL HQ and subsequently Strata Control Monitoring Cell has been established in all areas to study the roof behavior and for improvement of roof support in mines. RMR is determined wherever required and Support Rules are framed accordingly.
- h. Drawing Safe Operating Procedures in respect of Mining and allied activities and operation of Mining Machinery/HEMM.
- i. Illumination Survey in OC Mines and UG Mines were carried out.
- j. Noise-mapping in and around Blast Hole Drill and other HEMM in OC Mines for taking remedial measures has been done.
- k. Exception Reports are being submitted by the Executives/Inspecting officials from ISO after inspection of Mines to Director (Technical) who takes up the deficiencies pointed therein with the concerned Area CGM/GMs/Agents for removal of the deficiencies.
- l. Recruitment of statutory personnel: Junior Overman-5, Mining Sirdar-115 and Surveyor-24.
- m. Devising Safe Operating Procedures (SOP) for different activities, general or mine- specific and enforcing.
- n. LMDs have been provided in Degree III Mines.
- o. Detailed accident analysis has been done and it has been seen that five accidents occurred due to roof fall / side fall, one due to fall of object, two related to truck/dumper, one in UG transport and two for miscellaneous reasons.
- p. Calendar of Safety Drive for the year 2013-14 had been prepared and was followed. Details is as under:

CALENDER OF SAFETY DRIVE FOR THE YEAR 2013 – 14 :

MONTH	ITEMS OF SAFETY DRIVE
April-13	Safety drive on Fire & Explosion Hazard in UG Mines
May-13	General cleanliness on surface & underground.
June-13	Review of monsoon preparedness.
July-13	Inspection of all Old Isolation Stoppings with a view to obviate any risk of building water pressure against the Isolation Stoppings.
August-13	Survey (joint survey & check survey plan), ventilation of UG mines.
September-13	Rescue preparedness, handling of explosives and magazine & surface installation like winding, MMV etc.
October-13	Roof and side dressing and support.
November-13	Fire hazards and fire-fighting arrangement.
December-13	Drive for improving status of Travelling roadways, its cleaning, white washing, dusting, dressing, supporting etc.,
January-14	Safety Drive on “Supports and implementation of SSR” in all UG Mines of ECL
February-14	Drive on Opencast lighting, Status of Haul Road, Status of berms, lighting at OB Dumps at back shifts etc. in all OCPs of ECL.
March-14	Ventilation Survey stressing upon use of self-rescuer and proper sectionalization and isolation of old & unused workings.

No. of roof bolts consumed in various years are as under:

(Nos. in lakh)

Consumption	2013-14	2012-13
Roof Bolts	9.30	8.53
Cement Capsules	34.16	32.31

11.3 Safety Audit

Internal Safety Audit has been done. We are in the process of conducting Safety Audit by external agencies as recommended by DGMS.

11.4 Monsoon preparation

Special drive in respect to Monsoon Preparedness had been done in the month of June 2013 by the Nodal Officers/In-charge of Areas of safety department along with the Colliery Management and status of implementation had been monitored at regular interval during the year 2013-14. A Control Room was opened at Head Quarter, ECL from 10.06.2013 to 15.10.2013 on 24 X 7 basis which was manned by Executives provided with telephone & vehicle for their movement keeping close liaison with Area Control Rooms operating in all Areas.

Close liaison is maintained with the Chief Engineer (Hydel), DVC, Maithon for getting 'Flood Warning Message' whenever Panchet and Maithon dams release flood water to cause rise of HFL of rivers. Close liaison is also maintained with the Director, Indian Meteorological Department, Alipur, Kolkata and the Director, Area Cyclone Warning Centre, Alipur, Kolkata for obtaining 'Weather Forecast Report' over Telephone & FAX for alerting the Areas to be affected by heavy Rain/ Thunder/ Shower.

11.5 Safety Training

Year	Two Weeks Structured Training for			
	Front line supervisors		Workmen's Inspector	
	No. of Programme	No. of Participant	No. of Programme	No. of Participant
2013-14	4	96	3	41
2012-13	4	86	3	33

11.6 Training for appearing in Statutory Exams:

Type of Exam	No. of employees trained	Training Institute
A. For appearing in		
1st Class - Coal	8	MTS , Dhadka
2nd class - Coal	11	MTS , Dhadka
Overman	14	MTS , Dhadka
Mining Sirdar	67	MTS , Dhadka

Type of Exam	No. of employees trained	Training Institute
Surveyor	23	MTS , Dhadka
Electrical Supervisor	30	MTS , Dhadka
Winding Engine driver	22	MTI, Ratibatti
Gas Testing	28	MTS, Dhadka
B. Trade Course		
Surveyor	33	MTS , Dhadka
Mining Sirdar	52	MTS , Dhadka
Electrician	31	MTS , Dhadka
C. Diploma in Mining (Part time)	160	Raniganj Mining Institute

Apart from above, 56 employees were also given PDPT (UG) training for appearing in Mining Sirdar's Exam. Training was given to 202 executives for UG Mines and 65 executives for OC mines by SIMTARS trained officials of CIL.

11.7 Vocational training (Statutory at VTC) 2013-14.

Type of Training	2013-14	2012-13
Basic	1313	564
Refresher	9672	8690
Spl. Training	5653	6399
I.O.D.	121	394
Contractors Workers	3833	4568

11.8. RESCUE SERVICES IN ECL:

Rescue Services have been rendered to all collieries of ECL, Chunch Victoria Area of BCCL, Ramnagar Colliery of IISCO as well as to Civil Administration and Public Authorities (as and when required) through Mines Rescue Station, Sitarampur, Rescue Room with Refresher Training (RRRT) Kenda and Rescue Rooms operating at Jhanjra, Mugma & Kalidaspur.

11.8.1 During the year Rescue Services dealt fire/spontaneous heating in the following mines successfully.

SI.No.	Colliery	Area	Date	
			From	To
1	Bankola	Bankola	12.03.2013	14.03.2013
2	Jhanjra ½	Jhanjra	17.06.2013	23.06.2013
3	Madhaipur	Pandaveswar	22.08.2013	27.08.2013
4	Siduli	Kenda	22.10.2013	22.10.2013

Other than the above, 9 (Nine) more emergency rescue services were done as follows :

Sl. No.	Colliery / Place Occurance	Area	Date		Nature of occurrence
			From	To	
1	Badjna	Mugma	07.06.13	-	Inspection of UG pumping station for accumulation of noxious gasses.
2	Bankola	Bankola	13.06.13	-	Inspection of pumping station filled with Carbon dioxide
3	Hatibagan	Near Kunustoria Area office	21.06.13	-	Recovery of one dead body from an abandoned pit
4	Shyampur (A)	Mugma	11.08.13	12.08.13	Rescue of three miners from an illegal working mine.
5	Husaniamore	Near ECL HQ	26.09.13	27.09.13	Recovery of dead body from subsided dwelling.
6	Basantimata	BCCL	11.12.13	12.12.13	Recovery of dead bodies from massive roof fall.
7	Kendra	Pandaveswar	21.01.14		Recovery of one dead body.
8	Khaskajora	Kajora	28.01.14	30.01.14	Recovery of one dead body of Surveyor from UG mine.
9	Chittaranjan Locomotive Works		29.03.14	30.03.14	Open blazing fire (3 Km.) in store yard.

11.9 TRAINING :

Refresher as well as initial training was imparted at Mines Rescue Station regularly, details are as follows:

Details	2013-14	2012-13
No. of Rescue personnel trained	676	679
No. of personnel freshly trained	26	40
No. of Refresher practices	6040	5970
No. of Emergencies	13	10

11.10 ZONAL MINES RESCUE COMPETITION:

Zonal Mines Rescue Competition, Eastern Zone, for the year 2013-2014 was held on 28th September, 2013 in which 12 (twelve) Nos. rescue teams took part.

11.11 ALL INDIA MINES RESCUE COMPETITION (COAL & METAL):

44th All India Mines Rescue Competition (Coal & Metal) was conducted by Mines Rescue Station, Dhansar (BCCL) from 22nd to 24th December, 2013 in which 21 teams from Coal and Metal Companies took part. Two teams from ECL took part in that competition and were awarded 2nd Best in Fresh Air Base.

11.12 BUDGET PROVISION FOR MINES RESCUE STATION :

(₹ in Lakhs)

Particulars	Capital Budget		Revenue Budget	
	2013-14	2012-13	2013-14	2012-13
Sanctioned	6.10	120.33	1614.05	1260.85
Expenditure	5.86	22.08	1460.67	1454.50

11.13 MoU Activities :

Sl. No.	Performance Indicator	Measurement Unit	Target for the year	Achievements
1	Preparation of Safety Management Plan	No. of Mines covered	25	Achieved. Safety Management plan for 30 Mines have been prepared.
2	Installation of Mechanized Roof Drilling Machine	No. of M/Cs commissioned	8	10 Nos. of SDLs have been converted to Hydraulic Roof Drilling Machine at different Areas of ECL.
3	Training of Dumper Operators through Simulators	No. of operators trained	25	38
4	Placement of Order for Procurement of Multi-Utility Vehicle	Month	15th Mar'14	Work in progress

12.0 MATERIAL MANAGEMENT:**12.1 Measures taken for Inventory Control and Management:**

The closing inventory figures for the year ending 2013-14 as compared to the last year 2012-13 shows that the inventory in value terms has increased by 11.39 % and in months consumption the decrease is to the extent of 6.15 %. The figures are given as follows:

Sl. No.	Details	31.03.2014	31.03.2013	% Change
1	Inventory (Revenue Store) (Value) (₹ in crore)	133.77	120.09	11.39 %
2	Inventory in terms of Months' Consumption	2.90 months	3.09 months	(6.15) %

12.2 Disposal of Scrap:

Disposal of Scrap is being done through e-auction conducted by M/s Mjunction. During the financial year 2013-14, 3 (three) auctions were conducted and sales realization was to the extent of ₹ 3.15 crore (approx.).

12.3 Implementation of Online Materials Management System :

Online Material Management System (MMS) is fully operational in eight areas stores and at Central Stores, Sodepur. The implementation of online MMS at Pandaweshwar, Mugma and Bankola area stores are under trial run and are scheduled to become operational during 2014-15.

12.4 MoU Activities:

Sl. No.	Performance Indicator	Measurement Unit	Target for the year	Achievement
1	Technical evaluation for determining unserviceable, damaged & obsolete stores.	Month	Feb.14	Achieved.
2	Maintaining proper record for recording generation and disposal of scrapes	Month	Feb.14	Achieved. All Area Stores have confirmed that they are maintaining proper records.

13.0 QUALITY CONTROL:**13.1 WEIGHMENT & SIZING STATUS:****13.1.1 Weighment Status:**

Weighment under EPS was 98.95% of total despatch in 2013-14 as compared to 98.94% during 2012-13 and against MoU target of 98%. The quantity weighed in EPS during 2013-14 was 307.25 Lakh Tonne registering a growth of 3.44% over last year. In 2013-14, quantity weighed in EPS for supplies account Power houses & others compared to last year is given below:

Details	2013-14			2012-13		
	Power EPS	Other Consumers	Total	Power EPS	Other Consumers	Total
Qnty. Despatched (in L/T)	310.52	49.26	359.78	300.21	55.21	355.42
Qnty. Weighed under EPS (in L/T)	307.25	49.09	356.34	297.02	55.13	352.15
Weighment % under EPS	98.95	99.65	99.04	98.94	99.85	99.08

13.1.2 Sizing Status

The total despatch of coal in 2013-14 was 359.78 Lakh Tonne of which the despatch to the power sector was 310.52 Lakh Tonne. The quantity of sized coal by CHP/FB/UG despatched to power sector by rail was 269.31 Lakh Tonne which is 86.73% of the total despatch to power as compared to 82.83% in 2012-13 and against MoU target of 88%. The quantity of sized coal in CHP/FB/UG has also increased by 20.65 Lakh Tonne in 2013-14. In despatches from sidings other than CHP/FB facility, sizing was done by dozer and thus 100 % mechanically crushed coal was supplied to power stations. The details are given below.

Sizing of Coal	2013-14			2012-13		
	Power	Others	Total	Power	Others	Total
Qty. Sized in CHP/ FB (L/T)	269.31	31.61	300.92	248.66	38.14	286.80
%	86.73	64.72	83.74	82.83	69.08	80.69
DZR/MNL	41.21	17.65	58.86	51.55	17.07	68.62
%	13.27	35.28	16.26	17.17	30.92	19.31
Total	100.00	100.00	100.00	100.00	100.00	100.00

Against MoU target of 98% for despatch covered under agreed sampling to power sector, actual achievement is 100%. A meeting was held on 24.05.2013 with customers and suggestions/views were invited for better customer satisfaction. A meeting was also held on 25.12.2013 with customers to work out the Customer Satisfaction Proforma.

14.0 VIGILANCE ACTIVITIES

Considering its critical role in ensuring a transparent, fair and efficient functioning of the organization, the vigilance activities have been truly integrated with the management functions in ECL. The path-breaking initiatives taken last year to instill a sense of confidence among various stakeholders, resulting in significant improvement in efficiency, have been taken a step further this year. Frequent surprise inspections have been conducted and intensive examination of a large number of cases was undertaken laying emphasis on system improvement measures. Preventive vigilance, however, has continued to be the focus resulting in significant savings for the company through control of leakages and pilferages in the system. Awareness-cum-motivation programmes, conducted by Vigilance department for various stakeholders have yielded rich dividends for the company. Besides, the initiatives taken by Vigilance department for leveraging technology through introduction of e-procurement, e-payment, discount bidding, CCTV, toll-free helpline for lodging complaints etc. have added immense value to the performance of the organization.

14.1 Preventive Vigilance:

The number of surprise checks conducted by the Vigilance department has more than doubled this year, covering almost entire gamut of activities of the Company. Besides, vigilance awareness-cum-motivation programmes were organized on a large scale for various stakeholders covering over one thousand beneficiaries. These efforts have had a salutary effect on the work-culture of the organization resulting in all-round improved performance.

Sl. No.	Subject	No.
1	Surprise Checks/Inspections conducted	65
2	Vigilance awareness cum motivational programmes organized:	
	a) Awareness Programmes with internal faculties	20
	b) Stake Holders Meet	2
	c) Competitions Essay/Painting etc.	8
	d) Seminar/Workshop with external faculties	3

14.2 Measures taken for systematic improvement:

During the year 2013-14, the following systemic improvement measures were undertaken:

- a) During April, 2013, a comprehensive system improvement measure was introduced for streamlining the Dak/despatch system in ECL.
- b) In May 2013, a system improvement programme was undertaken regarding procurement and application of safety items like Dust Bond/Ionizer and Fire Retardant Sealant.
- c) During August 2013, another system improvement measure relating to maintenance of coal card was undertaken to prevent pilferage of domestic coal.
- d) In November 2013, a comprehensive system improvement was initiated for proper handling of explosives and maintaining explosive magazines.

14.3 Punitive Vigilance:

Instances of irregularities, found to be committed wilfully with mala-fide intention, have been dealt with firmly and exemplary punitive measures were taken as prescribed under the relevant Conduct Rules. 9 Persons were awarded various penalties including the award of 'Dismissal' in 3(three) cases.

14.4 Leveraging Technology:

Several initiatives have been taken by the Vigilance department towards leveraging technology for improving transparency and efficiency of the organization. E-Tendering has become fully operational this year with a total of 410 tenders floated for an amount of approximately ₹ 1287 crore. The average cycle period of completion of tender process has been reduced significantly from 104.86 days to just 52.54 days in the current year. It automatically translates into not only tremendous savings but also reputation and goodwill for the company. Introduction of discount bidding has helped in considerable cost-cutting in almost all bids. E-payment has been made mandatory which has helped eliminate the essential human interface used to brew and support corrupt practices. The e-governance initiatives have not only made the processes transparent and people-friendly but reduced the paper work and associated drudgery to a large extent. Launch of a toll-free helpline by the Vigilance department has been welcomed by all for getting easy access to ventilate their issues/complaints/grievances.

14.5 Implementation of Integrity Pact Programme:

Integrity Pact has been duly implemented in ECL. The threshold limit is fixed at ₹ 2 crores. Two numbers of Independent External Monitors have been appointed during the current year to ensure the implementation of Integrity Pact in the concerned contracts.

14.6 Observance of Vigilance Awareness Week:

Vigilance Awareness Week was observed in ECL from 28th October, 2013 to 2nd November, 2013 as per directives of Central Vigilance Commission. A pledge was administered on 28.10.2013 in all establishments of ECL to bring about integrity and transparency in various spheres of our activities and also to work unstintingly for eradication of corruption. Several awareness programmes like seminar, workshop, Stakeholders' Meet etc were organized in the Headquarter as well as various Areas/Units to enlighten and

spread the message of integrity amongst the stakeholders. There was a mammoth participation of about 480 students in the competitive events organized during the week. The next issue of vigilance magazine of ECL, namely 'Sachetana' was also published. A toll-free helpline number was launched by the Vigilance department during the occasion.

15.0 PARTICULARS OF EMPLOYEES:

None of the employees received remuneration in excess of limits prescribed under section 217(2A) of the Companies Act, 1956 read with companies (particulars of employees) Rules 1975, as amended.

16.0 OFFICIAL LANGUAGE IMPLEMENTATION:

ECL's HQ and 11 Areas are situated in 'C' region where 86% employees are posted. Only 3 areas are situated in 'A' region (Jharkhand). The following steps have been taken to increase the use of official language in our company:

1. A Hindi Training Centre was started at Kunustoria Area Office on 21.06.2013. 27 trainees appeared in the examination held in November, 2013 and all of them were declared successful. In the current session, 40 employees are being trained.
2. The classes of Hindi Praveen Course, under Hindi Teaching Scheme have been continuing at HQ for Non-Hindi speaking employees. During 2013-14, 12 employees of HQ participated in Hindi Praveen Examination, held in May, 2013 and 09 trainees participated in the Examination, held in November, 2013. The results of both the sessions were 100%.
3. A Hindi Kavi Sammelan was organized on 23rd August, 2013 in which the poets of all India level addressed the audience.
4. The rule of writing the subject of the files in Hindi & English on the covers has been fully implemented.
5. During the period under review, Rajbhasha Pakhwara was organized from 1st September, 2013 to 14th September, 2013 in which essay competition, official letter writing and note-sheet writing competition were organized for Hindi-speaking and Non-Hindi-speaking employees separately. The 55 winners of these competitions were awarded with various prizes along with certificates.
6. On the occasion of 'Hindi Pakhwara Samapan Ewam Puraskar Vitran Samaroh', on 01.10.2013, Shri R. N. Dwivedi, Honorable member of Hindi Salahkar Samiti of Ministry of Coal, Govt. of India was present as Chief Guest. On this occasion, a Quiz Competition was organized and the employees were awarded with prizes.
7. During 2013-14, four Hindi workshops including a high level Workshop were organized for the CGMs, GMs and all HODs of HQ. Shri B.N. Pandey, Dy. Director, Regional Implementation Office, Kolkata under the Ministry of Home Affairs, Govt. of India addressed the workshop.
8. The certificates being given as memento to the retired employees containing their name, designation length of service etc. were given in Hindi.

9. The officers of each department were trained to work in Hindi with Unicode so that the growth in Hindi correspondence could be accelerated.
10. The names of all the officers and employees are written in Hindi and English in all the attendance registers of all departments. Maximum number of employees put their signatures either in Hindi or in the regional language.
11. During 2013-14, growth of 13% in Hindi correspondence has been recorded in Region 'A', 12% in region 'B' and 15% in region 'C' over last year. We have attained the target of correspondence in Hindi in Region 'B' and Region 'C', along with Region 'A' at HQ during the period under review.
12. During 2013-14, books worth ₹ 10,000/- (68 books) have been purchased for Ravindra Hindi Pustakalay of HQ.
13. On the occasion of 18th Akhil Bhartiya Rajbhasha Vikas Ewam Samman Samaroh, held on 21st March, 2014 at Gandhi Shanti Pratishthan, New Delhi **Eastern Coalfields Limited was awarded with "Rajbhasha Utkrishtata Samman"** by Rashtrabhasha Swabhimani Nyas for excellent, admirable and motivating contribution in the field of Official Language Implementation in Public Sector.
14. On the above said occasion, **Sri R. P. Pandey, Senior Manager (Rajbhasha), ECL has been honored with "Rajbhasha Ratna Samman"** for his contribution for the development of Rajbhasha in ECL.
15. During the period under review, four issues of ECL's quarterly house-magazine "ECL Darpan" were published.
16. The publication of a Colourful Wall Poster "ECL Samachar" in Hindi was started since October, 2013, in which different ECL News & Achievements of the employees etc. along with photographs are published.
17. Three annual magazines named "Chetna" from Sanctoria Hospital, "Sachetna" from Vigilance Deptt & "Jagriti" from WIPS ECL Branch were also released in which articles in Hindi were also included & published.

17.0 BIFR & BRPSE STATUS:

As on 31st March, 1997 accumulated losses of the company exceeded its networth by ₹ 251.20 crores. Hence company was referred to BIFR in October, 1997 in terms of Section 15(1) of SICA. Due to financial restructuring done by CIL on 31st May 1998 by converting unsecured loan of ₹ 1179.45 crore into equity, the net worth of the company became positive as on that date and company came out of BIFR. Since the company continued to incur losses year after year the networth of the company again became negative as on 31st March, 1999 and the company was again referred to BIFR in November, 1999. Company's case was registered as case no. 501/2000.

BIFR sanctioned the Draft Rehabilitation Scheme in November-2004 for implementation. As per scheme, networth of the company was slated to become positive in 2008-09 with concession from CIL. Cabinet Committee on Economic Affairs has also approved the BRPSE recommended Revival Plan of ECL on 6th October, 2006. As per this Scheme, networth of the company was slated to become positive in 2009-10.

As directed by BIFR, in its meeting held on 02.09.2011, DMRP, September, 2011 was submitted. As per the revised DMRP of ECL- September, 2011, the net-worth of the company was slated to become positive in 2015-16.

In the meeting held on 19.09.2013, the BIFR Bench directed the company to provide copy of progress report to trade unions, and to continue sending the progress report to BIFR and MA (SBI). It further directed the company to file appropriate application for discharge once the networth of the company turns positive.

Effective steps have been taken to successfully implement the revival plan and with concession from CIL the company is expected to come out of BIFR shortly.

18.0 COMPUTERISATION & I.T. ENABLED SERVICES:

18.1 Roll out of e-Tendering Solution in ECL:

- a. ECL e-Tendering portal <https://ecltenders.gov.in> was developed in consultation with M/s National Informatics Centre (NIC) as per the need of ECL which was inaugurated on 05.02.2013.
- b. Presently "Works and Services" tenders including Discount Bid Tenders (launched on 14.11.2013) are being finalized on ECL e-Tendering portal.
- c. By 31.03.2014, a total of 410 tenders amounting to ₹ 1287.00 Crore were published on ECL e-Tendering portal out of which a total of 139 tenders were finalized and the rest are at different stages of finalization.
- d. Awareness programme on e-Tendering has been conducted in all Areas except Rajmahal Area where in 510 prospective bidders participated.
- e. Awareness cum Hands-on programme on e-Tendering has been conducted for all areas of ECL where in 100 officers from respective areas participated. For rapid communication with Areas regarding implementation of e-Tendering at Area level, nodal officers are nominated.
- f. Digital Signature Certificates (DSC) have been arranged for 246 officers of different areas and workshops.
- g. Modus operandi is being finalized with Company's Banks for site to site integration for online payment facility for payment of Application Fee and EMD along with its refund in consultation with National Informatics Centre (NIC), Chennai which is expected to be rolled out very soon.

18.2 Special Achievements:

- a. All areas except Rajmahal and SP Mines have started online e-Tendering for works and services tenders.
- b. Average cycle period of completion of tender through e-Tendering is reduced from 105 days in 2013 to 53 days in 2014 since launching of e-Tendering on 05.02.2013 in ECL. Two tenders pertaining to Kenda and Pandaveswar Areas have been finalized within 23 days in which 10 days were earmarked for publication purpose.
- c. Cost pertaining to paper publication and printing work of tender documents has reduced substantially as advertisement size in print media has been reduced.
- d. More competition has generated resulting in finalization of tenders in a transparent manner and at a competitive price leading to saving of reasonable amount.
- e. GPS based monitoring of coal truck movement has been started in one of the areas of ECL.

19.0 ELECTRONICS & TELECOMMUNICATION:

In order to keep pace with advancement of communication and information technology the following had been achieved in 2013-14.

19.1 Surface Communication:

- For effective surface communication with underground collieries, 64 line capacity EPABX has been installed at surface in underground pit offices of Mugma (8 Nos.), Kunustoria (1 No.) and Jhanjra (1 No.).
- One EPABX of 150 line capacity has been installed at Satgram Area office.
- MPLS-VPN connectivity of 14 locations out of 16 has been provided by BSNL for network connectivity with ECL, HQ to Area computer Centers & Kolkata Sales Office.

19.2 Underground Communication:

82 Nos. Sound Powered Telephone sets had been procured for use in underground collieries.

20.0 LAND ACQUISITION & LAND INFORMATION STATUS:**20.1 Status of Land Acquisition:**

The status of land acquisition/possession under different modes for the year 2013-14 is given below:

Mode of Acquisition	Acquired (in Ha)	Possession (in Ha)
Direct Purchase of Tenancy land	125.52	125.52
L.A. Act	0.00	0.00
CBA Act	233.56	255.52
Total	359.08	380.74

The status of land acquisition cases which have been processed under LA Act and under CBA Act are as follows :

Under L.A. Act:

Sl. No.	Name of the Project/Area	Status
1	Ranidih Rajmahal	As directed by the State Government application resubmitted on 21.4.2013 to DC, Godda.
2	S P Mines	ECL has applied for acquisition of 323 Ha of land under LA Act for S.P. Mines in the year 1994. Total of ₹ 55.20 crore has been deposited to State Govt. Section 11 procedure has been completed. Disbursement of compensation by State Govt. has been completed for all villages except in some cases due to family dispute. But possession of aforesaid land is yet to be received from State Govt. Revenue & Land Reforms Dept., Govt. of Jharkhand is insisting ECL to sign a 'Deed of Conveyance" for transferring the land. A Writ petition has been filed at the High Court, Ranchi on 06.01.2014 on this issue which is pending.

Sl. No.	Name of the Project/Area	Status
3	Sonepur Bazari OCP 20.08 Ha	Applied on 27.07.2011 to LA Collector, Burdwan. On 10.01.2012, Company has deposited ₹ 0.55 crore i.e., 50% of estimated amount as per demand of the State Govt. File is pending with L & LR Department, Govt. of WB. Owing to inordinate delay in the process of land acquisition through LA (A&D) Act, 1894, unit has submitted request to District Authority, Burdwan for dropping the LA Case and for refunding the amount deposited on this account.
4	Mohanpur OC 16.06 Ha	Applied on 20.07.2010 to LA Collector, Burdwan. ECL deposited ₹ 1.93 crore as full & final payment till Feb 2013 to State Govt. Notification u/s 4 of LA Act 1894 was done on 07.11.2012 and corrigendum done on 20.11.2012 and file is pending with LA Collector, Burdwan. Owing to inordinate delay in the process of land acquisition through LA (A&D) Act, 1894, unit has submitted request on 01.08.2013 to District Authority, Burdwan for dropping the LA Case and for refunding the amount deposited on this account.
5	Nakrakonda OCP Extension 22.67 Ha	Application submitted on 18.5.2011. On 17.02.2012 Company deposited ₹ 0.51 crore i.e., 50% estimated amount as per demand of the State Govt. File is pending with Joint secretary, L&LR Dept. Govt. of WB. Owing to inordinate delay in the process of land acquisition through LA (A&D) Act, 1894, unit has submitted request to District Authority, Burdwan for dropping the LA Case and for refunding the amount deposited on this account.

Under CBA Act :

Sl. No.	Name of the Project	Status
1	Lalmatia Ph VIII Rajmahal	Notification u/s 7 (i) done on 2.4.2011. Notification u/s 9 is done on 10.4.2012. Application for notification u/s 11 sent to MOC, New Delhi on 3.7.2012.
2	Simlong Ph II Rajmahal	Draft notification u/s 4 (i) has been sent on 22.6.2011 to MOC, New Delhi. Notification u/s 4 (i) done on 31.7.2012. Application for Notification u/s 7 (i) done on 08.08.2013. Modification in certificate 1B for Notification u/s 7 (i) as desired by MOC submitted on 21.10.2013
3	Jhanjra	Notification u/s 9 is done on 22.2.2013. Draft Notification send to MOC on 23.3.2013. Notification u/s 11 was published in The Gazette of India on 15.6.2013 (S.O. 1127). Acquisition process has been completed.

20.2 Status of Rehabilitation:

During the year 2013-14, 82 Nos. of households have been shifted, out of which plots have been allotted to 56 nos. and monetary compensation has been given to 26 nos.

20.3 Status of Mining lease of Sand:

Temporary Working Permit for extraction of sand for stowing purpose for the period of 01.04.2013 to 30.09.2013 and from 01.10.2013 to 31.3.2014 has been obtained from the Jt. Secretary, Government of West Bengal, C&I Dept., Kolkata on 05.04.2013 and on 03.10.2013 respectively.

21.0 SECURITY MANAGEMENT:

The aim of Security Department is to protect men and materials of the company. Company is having 3 (three) types of security.

- | | | | |
|----|----------------------|---|--------------------------------|
| 1. | ECL Security | – | 1688 persons as on 01.04.2013. |
| 2. | Contractual Security | – | 2229 persons. |
| 3. | CISF | – | 950 persons (Approx.). |

ECL Security:

The main duty of ECL Security is to guard the company's property i.e., Stores, Office, Explosive Magazines, Coal Depots/Sidings, colonies and escorting of VIPs as and when required by the Management. Escorting of loaded Railway Rakes, Tipping Trucks/Dumpers from Coal Depot/Siding to Railway Weigh Bridges respectively till the weighment is done. The raids are also conducted throughout the year by our security personnel, CISF along with local police, accordingly seizure of coal involve trucks/vehicles, and apprehension of miscreants are also made during the course of raids and subsequently the same is handed over to the local police station/ management. ECL Security Personnel were also deployed during the time of strike/gherao/demonstration/hunger strike and any type of law and order problem in ECL Area.

Contractual Security:

The Contractual Security personnel engaged through DGR empanelled agencies are generally deployed for outsourcing patches and some collieries of ECL and escorting of Railway Rakes, due to acute shortage of departmental security.

CISF:

CISF is deployed for static duty at Rajmahal, Sonapur Bazar and S.P. Mines. Besides they are having camps at Mugma, Salanpur, Sripur, Kunustoria, Pandaveswar, Kalidaspur and Satgram Area. They remain on mobile duty to conduct raids against illegal mining, illegal trafficking of coal and illegal coal depots and to deploy CISF personnel during Strike/Gherao in the colliery/area.

Basic Problem of Security

- a. Shortage of executive & other ranks manpower in security department to manage the day to day security work.
- b. Lack of transport and communication system.
- c. Need for centralised accommodation of Security personnel.

Steps taken for revamping of security at ECL:

- a. Requisition of 449 CISF personnel has been sent to CISF HQ. These persons are exclusively for Explosive Magazine of ECL.
- b. New recruitment of 215 security guards.
- c. Approval has been taken for deployment of 106 Security Sub-Inspector.
- d. Agencies have been contacted for installation of CCTV and other techno-gazatory to be provided in Explosive Magazine, Central Store and Railway Siding.
- e. Arms Training by CISF Instructors have been imparted to Security Guards of ECL who will be deployed for guarding Explosive Magazines after inclusion of their name as Arms Retainer in the Arms Licenses held by ECL.
- f. Basic training has been imparted to persons of other category who after training will be deployed as security persons both male and female.
- g. A mechanism to collect the seized coal from local Police Stations has been put in place. ECL has received seized coal from different Police Stations.

Steps being taken to check/prevent the illegal mining of coal:

- a. Intelligence collection.
- b. Dozing off/filling up/sealing the illegal coal mining sites and subsidence area by departmental Pay Loaders/Dozers and some times contractually.
- c. Surprise checks/raids by CISF, ECL Security along with Police and seizure of illegal coal/illegal trafficking of coal along with involved vehicles and apprehension of miscreants and subsequently handed over to the same to the local Police station.
- d. Regular meeting of Central/State/District level Authorities to check/prevent illegal mining. The concerned Police Stations are advised by District Authority and Sub-Divisional Authority to increase their vigil check to stop re-opening of the dozed illegal mining spots.
- e. Frequent inspection by Area Team consisting of GM, Area Survey Officer, Area Security Officer along with CISF officials to the affected sites and accordingly meetings are held in the Commandant, CISF Office regularly.
- f. The resolution has been taken for constitution of Security Co-ordination committee for Asansol Sub-division for reviewing the status of illegal mining.

Steps taken to check/prevent theft of coal:

- a. Surprise checks/raids are conducted by ECL Security along with CISF personnel/Private Security to prevent theft of coal. During the course of checks/raids, they seized coal, apprehended miscreants and FIRs lodged to local Police Stations.
- b. Armed Security personnel escorting coal loaded rake from Siding to Railway Weighbridges.
- c. 8 Nos. of strategic points are identified in coal belt for detection of vehicles loaded with stolen/ illegally mined coal.
- d. After setting up of Commissionrate from 1st Sept, 2011 onwards at Asansol-Durgapur there has been improvement in curbing of coal theft activities. Commissionrate Officers in co-operation with CISF and ECL Security has taken various steps which resulted in reduction of coal theft activities in West Bengal Areas of ECL.

A) Details of Seizure of Coal from Illegal Trafficking Coal and Illegal Mined Coal by ECL Security, CISF and Local Police :

Year	State	No. of Raids	Coal seized (tonne)	Vehicles seized	Person Apprehended	FIRs Lodged
Seizure of Coal from illegal Trafficking						
2013-14	West Bengal	375	1801	02	02	05
	Jharkhand	313	2068	04	-	03
	Total	688	3869	06	02	08
2012-13	Total	619	4048	11	26	21
	Variation	69	-179	-05	-24	-13
Seizure of Illegal Mined Coal by Security, CISF & Local Police :						
2013-14	West Bengal	98	04	---	06	03
	Jharkhand	29	---	---	---	---
	Total	127	04	---	06	03
2012-13	Total	86	---	---	---	---
	Variation	41	04	---	06	03

- B) During the course of dozing off/ sealing/filling up of the illegal mining sites the ECL security along with CISF and local Police are also deployed at the dozing points within leasehold and outside the leasehold areas. In the year 2013-14 following dozing /sealing are done to curb the illegal coal mining.

Year	State	Sites Dozed	Volume Used (L. Cum)	Expend (approx) (₹ in Lakh)	Fir/Info. Sent to Local PS
2013-14	West Bengal	812	1.31	26.64	83
	Jharkhand	55	34.06	152.78	38
	Total	867	35.37	179.42	121
2012-13	Total	1343	5.1167	198.26	160
	Variation	-476	30.2533	-18.84	-39

The State administration is actively involved to curb the menace of illegal Coal Mining and Pilferage of Coal. Periodical meetings at State Level, District Level & Block Level Meetings are held with State Authorities, Police Personnel and ECL Authorities. After setting up of Police Commissionerate from 1st Sept.'2011 at Asansol-Durgapur the illegal activities like coal theft and illegal coal mining is in decreasing trend.

C) Theft / Recovery of other materials :

Year	2013-14	2012-13	Variation (Increase/decrease)
No. of Incidents	80	175	-95
No. of FIRs/ Infos.	80	170	-90
Property Stolen (in ₹)	2799654	7519034	-4719380
Property recovered (in ₹)	—	206450	-206450
Person apprehended	08	03	5

22.0 PERFORMANCE OF OUTSOURCING OC PATCHES :**22.1 OUTSOURCING OC PATCHES:**

In 2013-14, company produced 88.95 LT of coal and raised 532.96 L. Cum of OB from 22 outsourcing OC patches against a target of 88.50 LT of coal and 536.86 L. Cum of OB and in 2012-13 coal production of 83.96 L. Te. and OB removal of 460.24 L. Cum from 19 outsourcing OC patches.

22.2. OC Patches awarded through hiring of HEMM :

Sl. No.	Name of Patch / Area	Awarded quantity		Name of agency / LOA No.	Awarded amount (₹)
		Coal (L.Te)	OB (L. Cum)		
1	Chapapur-II/Mugma Area	8.63	23.52	M/s BTC-BDS-SPS (JV), LOA No.-123, dated 14.08.2013	27,14,36,330
2	Bahula/Kenda Area	3.00	17.00	M/s UCC-PPPL (JV), Letter Ref No.-391, dated 12.06.2013	25,25,03,780
3	Chitra OCP/S.P. Mines	3.50	9.98	M/s AMPL-SPS-BDS (JV), LOA No.-390, dated 12.06.2013	37,52,38,500
4	Kumardih B/Bankola Area	4.03	13.62	M/s Sharma Transport Agency,LOA No.-367, dated 03.06.2013	16,17,40,540
5	Madhabpur Extn./ Kajora Area	0.544	1.80	M/s PPP-SGC (JV),Letter Ref No. No.-392, dated 12.06.2013	2,0044,000
6	Patmohana OCP/ Sodepur Area	17.00	21.00	M/s ARETPL-CC (JV), LOA No.-664, dated 04.10.2013	1,69,60,720
7	Madhabpur Ph-I/ Kajora Area	29.00	76.50	M/s CMATPL-KRL (JV), LOA No.-809, dated 01.01.2014	65,58,05,000

22.3 Global Tender :

Sl.No.	Name of Work / Area	Agreement / LOA/ Name of Agency	Completion Period
1	Extension of Jhanjra CM - 1	Board approved	4 years

22.4 Transport Section : Work Awarded

Sl.No.	Name of Work / Area	Agreement / LOA/ Name of Agency	Completion Period
1	Crushing of coal at Banjemehari Rly. Sdg.	LOA No.-800, dated 03.03.2014, ₹ 1674.75 Lakhs, M/s. BPPL-UCC (JV)	5 years

22.5 Transportation works: Discount Bidding:

Transportation works having estimated value more than ₹ 1.5 crore (Coal) and more than ₹ 2.00 Crores (Sand) through tendering from HQs in respect of different areas of ECL had been finalized.

23.0 CORPORATE GOVERNANCE :

Corporate Governance is a process that aims to meet shareholders aspirations and societal expectations. It is a commitment that is backed by the fundamental belief of maximising shareholders value, transparency in functioning, values and mutual trust amongst all the constituents of organisation. It's not a discipline imposed by a Regulator, rather a culture that guides the Board, management and employees to function towards the best interest of shareholders. It involves essentially a creative, generative and positive thinking activity that adds value to the various stakeholders that are served as end customers of the corporate entity.

ECL is committed to achieving highest level of transparency, openness and accountability and fairness in all areas of operation, meeting the aspirations of all its stakeholders with primary objective of enhancing shareholders value, timely and balanced disclosure of all material information to all the stakeholders and protection of their interest. The Company has put in place a sound system of internal control to mitigate the risks and comply with the laws of land, rules & regulations in true letter and spirit with a view to provide oversight and guidance to management in strategy implementation.

In our Company, Corporate Governance philosophy stems from our belief that corporate governance is a key element in improving efficiency and growth as well as enhancing investor confidence and accordingly the Corporate Governance philosophy has been scripted as under:

“As a good corporate citizen, the Company is committed to sound corporate practices, based on conscience, openness, fairness, professionalism and accountability in building confidence of its various stakeholders in it thereby paving the way for its long term success.”

A report on Corporate Governance of your company is placed at **ANNEXURE-VI** and a certification from Auditors regarding compliance of conditions of Corporate Governance by your company for the year ended 31st March 2014 is also placed at **ANNEXURE-VII** to this report.

24.0 ACKNOWLEDGEMENT:

Your Directors express their sincere gratitude to Govt. of India in general, Ministry of Coal, Govt. of West Bengal, Govt. of Jharkhand and Coal India Limited in particular for their valuable guidance and co-operation throughout the year towards attainment of the objectives of the company. Your Directors also thank all the operating Trade Unions for their co-operation and to the employees of the Company at all level for their sincere and dedicated services rendered by them in the functioning of the Company. They are fully confident that the employees of all ranks would continue to strive hard to improve the performance of the company in the coming years to enable the company to come out of BIFR and making it a profitable company.


Your Directors acknowledge with thanks the assistance and guidance received from Statutory Auditors, Cost Auditors, Tax Auditor, Concurrent Auditor, BIFR, BRPSE, SBI, Registrar of Companies, West Bengal and Comptroller and Auditor General of India. Your Directors also wish to place on record their sincere thanks to the valued customers and consumers for their patronage to the company.

The following papers are annexed to the Report:

- i) Comments of the Comptroller and Auditor General of India under Section 619(4) of the Companies Act, 1956.
- ii) Secretarial Audit Report in Form No.-MR-3, given by Company Secretary in Practice pursuant to Section 204(1) of the Companies Act, 2013 **(Annexure-VIII)**.
- iii) Extract of Annual Return in Form No. MGT-9 as on financial year ended 31.03.2014 pursuant to Section 92(3) of the Companies Act, 2013 **(Annexure-IX)**.
- iv) Foreign exchange earnings and outgo **(Annexure-X)**.
- v) Details about research and development activities of the company **(Annexure-XI)**.
- vi) Addendum to the Director's Report under Sec. 217(3) and 227(2) of the Companies Act, 1956 stating Statutory Auditor's Report and Management's reply thereon.

For and on behalf of the Board of Directors

Sanctoria,
Dated: 7th June, 2014


(Rakesh Sinha)
Chairman-cum-Mg. Director

Annexure - I

3.4.1. Status of On-going R & D Projects upto 31st March, 2014

Sl. No.	Name of the Project	Financial Outlay (₹ in Lakhs)	Date of Start	Revised / scheduled date of completion	Progressive Disbursement (₹ in Lakh)	Status
1	Development of imminent roof fall prediction system in underground mines using wireless network. Project Code: CIL/R&D/1/27/08. Implementing agency: IIT, Kharagpur & ECL	216.98	May, 2008	Feb. 2011	215.00	The completion report of the project was discussed in the 20th meeting of the Apex Committee held on 25.6.2013 at CIL. The Committee after detailed deliberation, advised IIT, Kharagpur to recast and submit a fresh (Phase-II) proposal. Phase-II proposal from IIT, Kharagpur is awaited.
2	Underground Trapped Miner Location system. Project code - CIL/R&D/1/35/10 Implementing agency: TCS, CMC & CMPDIL(ME), Ranchi	489.70	15th Jan, 2010	March, 2014 June, 2013 Dec. 2012 June, 2012 Dec. 2011 June, 2011	447.98	All mandatory testing activities have been completed. Intrinsically Safe (IS) testing of Portable Mine Communicator Device (MCD) is completed at ERTL, Kolkata and certificate received. Field trials of Kutta Drum 100P Portable MF Radio for two-way voice communication has been conducted at Jhanjra underground mine.
3.	Investigation of Bolt Behavior in Development and Depillaring panels under Blast induced dynamic loading. Project Code: CIL/R&D/1/42/10. Implementing Agencies: CMPDIL, Ranchi, IIT, Kharagpur & RDCIS (SAIL), Ranchi.	491.08	15th Dec. 2010	14th Dec. 2013	273.83	Project completed and Draft completion report has been submitted.

Sl. No.	Name of the Project	Financial Outlay (₹ in Lakhs)	Date of Start	Revised / scheduled date of completion	Progressive Disbursement (₹ in Lakh)	Status
4	Research and development on efficient energy management pilot study and action plan. Project Code: CIL/R&D/1/55/13. Implementing Agencies: IISWBM, Kolkata & DFIC Management Consultants Pvt. Ltd., Kolkata	66.19	March, 2013	May, 2014	53.70	Project team has collected data from some mines. Data is being analysed. Based on the analysis of data, development of a computerized monitoring and reporting mechanism of energy efficiency key performance indicators is at final stage. This system will be helpful in providing all necessary details about energy (both diesel and electricity) consumption and thereby key performance indicators associated with each and every process/equipment in use.
5	Development of Rubber Compound and Repair Techniques for Trailing Cables of Underground Mining Machines Project Code : CIL/R&D/1/54/2013 Implementing Agency : IIT, Kharagpur	187.84	March, 2014	Feb, 2015	134.00	Procurement of equipment is in progress. Partial repair of one trailing cable of 25 sq.mm dia. and 70 meters length with rubber compound developed by IIT, Kharagpur has been done. Used and worn out drill machine cables have been collected from different collieries of ECL for repair at IIT, Kharagpur

Annexure - II

3.4.2. Status of On-going S & T Projects upto 31st March, 2014

Sl. No.	Name of the Project / With Code	Financial Outlay (₹ in Lakhs)	Date of Start	Scheduled / Revised date of completion	Progressive Disbursement (₹ Lakhs)	Status
1	Carbon sequestration in re-vegetated coal mine wastelands (EE/ 40) Implementing agency: CIMFR, Dhanbad	64.76	Feb. 2009	Jan. 2012	30.00	Project is completed.
2	Development of tele robotics and remote operation technology for- underground coal mines – MT (Eol)/162. Implementing Agency : CMERI, Durgapur, CIMFR, Dhanbad & CMPDIL, Ranchi	440.12 For CMERI - 251.57 For CIMFR - 125.55 For CMPDIL - 63.00	Sep. 2012	Aug. 2015	170.00 CMERI-95.00 CIMFR - 75.00	Work regarding development of geotechnical sensors is in progress at CIMFR, Dhanbad. At CMERI, Durgapur, 3D models of the Robot has been developed and essential sensors are also being developed.
3	Blast design and fragmentation control- key to productivity - MT/164 Implementing agency: CIMFR, Dhanbad	303.86	Jan.2013	Dec. 2015	200.00	Field trails were carried out at Nigahi Project, NCL and Sonepur Bazari Project, ECL. The effect of blast design parameters on rock fragmentation and distribution pattern were studied for each blast. Fragment size analysis was carried out using WIPFRAG software. Procurement of equipment is under process.

3.15 Project Monitoring and Status of Implementation of Ongoing Projects :

Sl. No.	Name of Project	Capacity (MTY)	Capital (₹ Cr.)	Date of Approval	Status of Implementation
1	Khottadih OC Aug.	1.50	19.26	Nov' 11	Acquisition of govt. land (56.34 Ha) under process. Production achieved in 2013-14 is 1.7 Mt.
2	Sarpi Aug UG.	0.30+0.46 = 0.76	147.86 (120.35 Additional)	June'08	Production achieved in 13-14 is 0.69 Mt. Land acquisition is under progress. Construction of CHP is also under progress.
3	Bankola R-VI Seam (UG)	0.24	19.14	Mar'03	Project involves widening and deepening of existing shafts for entry to the lower seams. It envisages deployment of LHD. CMPDIL, RI-I is to be asked for UCE along with updation of technology.
4	Kumardih B UG	0.42	79.23	June' 06	ECL Board approved the proposal for withdrawal PR. Updated PR for introduction of CM with a capacity of 0.51 MTY was approved with equipment hiring option (Cost-₹ 100.74 Cr) on cost plus basis. Final approval from CIL is awaited.
5	Khandra NKJ UG	0.285	18.85	July' 03	Widening and deepening of shafts have been completed. Alternative method of workings is being studied.
6	Parasea Dobrana UG.	0.16 (Inc.)	11.89	Feb' 04	Project Report involves widening and deepening of existing shafts for entry to the lower seams. CMPDIL, R-1 has been asked for revision/recast the PR.
7	Siduli UG.	0.30	54.99	Dec' 06	Project Report involves shaft sinking for entry to the lower seams. Recast Project Report submitted by CMPDIL for 0.51 MTY with estimated Capital of ₹ 447.84 Cr.
8	Nabkajora– Madhabpur Block	0.30	56.14	Dec' 06	Conceptual report for liquidation of Upper seam R-VIII (T) seam approved. CMPDIL, RI-I has been asked for revision/recast of PR along with technology up gradation.
9	Jhanjra PSLW (R-VI)	1.70	287.17	Nov' 06	Contract was signed on 08-01-2013 with M/s CODCO, China for supply of PSLW. Powered support Prototype manufactured by M/s CODCO was tested by DGMS officials along with ECL officers.

Sl. No.	Name of Project	Capacity (MTY)	Capital (₹ Cr.)	Date of Approval	Status of Implementation
10	Belbaid UG	0.36 incr.	69.11	Feb' 09	Project Report involves widening and deepening of existing shafts (two) for entry to the lower seams. It envisages deployment of SDL & LHD. CMPDIL, RI-I has been asked for revision/recast of PR along with technology up-gradation.
11	Rajmahal Expansion	17.00	153.82	Sept 09	Acquisition/Possession of land and R&R activities is going on. Production achieved during 2013-14 is 14.32 MT.
12	Mohanpur Expansion OC	1.00	14.23	June 08	Land acquisition and rehabilitation of villagers is under process.
13	Narainkuri UG	0.54	149.06	Feb' 09	Final EMP submitted to MoEF on 12/2/14. Project Authority has been advised to initiate proposal for recast of Project Report involving Drivage of pair of inclines.
14	2nd Set Continuous Miner at Jhanjra	0.51	147.25	May 11	CM package received at Project site in March'14. Assembly and Testing of equipment is in process.
15.	Sonepur Bazari Combined OC	8.00	1055.05	Aug' 12	Diversion of Tumnalala completed in Jan'14. Rehabilitation of villages is under progress. Tender floated for construction of New Railway Siding by M/s RITES. Production achieved during 2013-14 is 6.40 MT. Proposal for handing of land along with capital to NHAI for diversion of NH-60 is under process.
16.	Khottadih CM	0.6 (Incre)	127.17	May 11	Global tender document is under preparation.
17.	Chitra East OC	2.50	112.69	Aug' 07	Application has been made for acquisition of 323 Ha Land (J.B. Land). State authority is insisting to execute Deed of Conveyance against which a writ petition has been filed in December 2013 with High Court, Jharkhand. Stage-II clearance for 124.28 Ha forest land is pending with Jharkhand State Govt.

MANAGEMENT'S DISCUSSION AND ANALYSIS REPORT - 2013-14

Overview of the Indian economy:

With an estimated GDP, on a purchasing power parity basis, India is the 4th largest economy in the world after the European Union, the United States and China. India is also one of the fastest growing economies in the world. Coal is the one of the prime fuels in India and has met approximately 52% of India's total energy needs and will continue to be crucial to India's future energy needs.

Global coal industry and reserves:

The world coal reserves in 2012 were sufficient to meet the next 109 years of global coal production (source BP Statistics 2013). Although coal deposits are widely distributed across the world, 80% of world's recoverable reserves are located mainly in five regions: United States (28.50%), Russia (18.2%), China (13.3%), Australia, New Zealand (9%), India (7%) and Germany (4.7%) (Source: Energy resource 2010, World Energy Council).

Global coal production and consumption:

China is the largest producer of coal followed by the United States and India. Asia pacific is the biggest market for coal and currently accounts for 69.9% of global coal consumption, owing to China and India, who are the primary consumers.

Indian coal industry and reserves:

As of April 2013, the geological resource of Indian coal was 298.94 billion tonnes (Source: GSI, Gol). In India, coal is the prime fuel used to fire thermal power plants due to its availability and affordability. Coal is the dominant source of energy and met 52% (approximately), of the total primary energy requirement of India (Source: BP Statistics).

Coal production and consumption in India:

According to BP Statistical Review of World Energy June 2013, India is the 3rd largest producer of coal in the world. India's coal production was 605.8 million tonnes in 2012 (Source: BP Statistical Review World Energy June 2013). In addition, India is the third largest consumer of coal in the world. Bulk portion of coal produced in India is consumed by the power sector for generation of electricity in the country. In addition coal is also used in other industries such as steel, cement, fertilizers, bricks manufacturing, textiles and chemicals.

OUTLOOK:

Overview of Eastern Coalfields Limited:

Eastern Coalfields Limited (ECL) a subsidiary of Coal India Limited was incorporated on 1st November 1975 by taking over 414 mines vested with Eastern Division of Coal Mines Authority Limited (CMAL). It operates in the states of West Bengal and Jharkhand. ECL is one of the best quality coal producing companies in India. As on date there are 105 working mines in Eastern Coalfields Ltd., 84 being underground mines, 20 opencast mines and 1 mixed mine.

Strength and weakness:**Competitive Strength:**

- a. Reserve of 26.59 Billion Tonne of Coal up to a depth of 1200 metre as on 01.04.2013 of premium grade with average ash content less than 20% at Raniganj Coalfields. This coal can be blended with high ash coal from other subsidiaries to satisfy MoEF stipulations.
- b. Reserves of 18.56 Billion Tonne of Coal down to a depth of 600 metre as on 01.04.2012 (as per GSI) in Jharkhand where scope for comparatively easy extraction of coal by open cast mining exists.
- c. Demand is more than the supply position.
- d. Workmen capable of working in difficult conditions.

Weakness:

- a. The coal mining in the Raniganj coalfield had started about 150 years back. Hence the company is loaded with old legacy of small mines, old steam winders working at 50% of its capacity.
- b. Difficult geo-mining condition.
- c. Dense population impedes acquisition of land.
- d. Huge infrastructure built on coal bearing areas hinder open cast mining.
- e. Huge pumping and sand stowing cost.
- f. Upper water-logged seams impede introduction of Mass Production Technology in lower seams.

Opportunities and Threats:**Opportunities:**

- a. Leverage on rise in prices of non-coking coal internationally.
- b. Realisation of better value for coal through e-marketing.
- c. Recourse working small OC patches to curb illegal mining.
- d. Positive response from Central Trade Unions to issues involving production and productivity.
- e. Increasing co-operation from State Governments/local authorities in solving the problems.

Threats:

- a. Opposition to acquisition of land by villagers.
- b. Opposition to closure of unviable underground mines.
- c. Land constraints in introduction of mass production technology & expansion of OC.
- d. Difficulty in better e-marketing of ECL's coal due to 25% cess charged by the Government of West Bengal.

Business Strategies:

- a. Continue to increase production, productivity and capitalize on the significant demand-supply gap for coal in India.

- b. Improve realizations through increased sales of higher quality coal, and e-auction of coal.
- c. Enhance profitability and maintain competitiveness by improving operating and cost efficiencies and control.
- d. Continue to increase our reserve base by detailed exploration.
- e. Continue to focus on developing environmentally and socially sustainable operations.

Production:

Particulars	2013-14	2012-13
OCP - Coal (MT)	29.175	27.052
Underground Coal (MT)	6.871	6.849
Total (MT)	36.046	33.901
Growth %	6.33	10.94
OBR- (MCUM)	85.76	76.448
Growth %	12.18	26.77

SEGMENT-WISE OR PRODUCT WISE PERFORMANCE:

(in Million Tonnes)

Particulars	2013-14	%	2012-13	%	Growth (%)
Despatch to Outsiders under FSA	30.368	83.76	27.300	76.16	11.22
E-auction	3.904	10.77	4.209	11.74	-7.24
Despatch under MoU	1.626	4.48	4.010	11.19	-59.45
Others	0.080	0.22	0.024	0.07	233.33
Own Consumption	0.277	0.77	0.301	0.84	-8.31
Total Off-take	36.255	100.00	35.844	100.00	1.13

Our Customers:

Majority of coal produced in ECL is supplied to Thermal Power Plants. In addition coal is also supplied to various industries that include Steel, Cement, Sponge Iron, Defence & others.

Transportation, Infrastructure and Logistics:

Following the extraction of coal from a mine/working face, coal is transported to despatch points through tipping trucks and conveyor belts. Coal is delivered to the customers from the dispatch points through rail, road or dedicated rail MGR system.

All consignments dispatched are weighed either at ECL owned weighbridges available at our dispatch points or to the nearest weighbridges owned by Railways. Customers may choose the mode of transport between rail and road. The cost of transportation of coal from the mines to designated dispatch points is borne by ECL provided such dispatch points are located within three kilometers from the mines. If the dispatch point from our mines is more than three kilometers but within 20 kilometers, the customers bear such transportation cost at specified rates as notified by CIL from time to time. In circumstances where the distance from the dispatch point is more than 20 kilometers from our mines, the customer bears the actual cost of transportation.

The following table shows information relating to various modes of transportation utilized for raw coal dispatch from our mines:

(in Million Tonnes)

Mode of Despatch	2013-14	2012-13
Rail	24.598	24.158
Road	1.936	2.117
Merry-Go-Round(MGR)	9.444	9.267
Total	35.978	35.542

Pricing of Coal:

The pricing of Non-Coking Coal is presently based on its Gross Calorific Value and that of Coking Coal & Washery Grade Coal is set on the basis of ash level content. Pricing of coal for Semi Coking Coal is set on the basis of ash & moisture content level. The coal price is revised considering the escalation in input cost, inflation and landed cost of imported coal. The final customer price includes basic price and other charges (Cess, Royalties, Excise, Sales Tax and others). Around 90% of Coal is sold under the long-term fuel supply agreements (“FSAs”) executed between ECL and the linked customers. In addition, coal is also sold under E-auction scheme. We have adopted GCV based coal pricing mechanism with effect from 1st January, 2012.

Distribution and Marketing Policy:

NCDP has been issued on October 18, 2007 with an objective to meet the demand of coal from consumers of different sectors of the economy, both on short term and long term basis, in an assured, sustained, transparent and efficient manner with built- in commercial discipline.

E-Auction Scheme:

The E-Auction scheme of coal has been introduced to provide access to coal for customers who are not able to source their coal requirement through the available institutional mechanisms under the NCDP. The quantity of coal to be offered under E-Auction is reviewed from time to time by the MoC. Currently, approximately 10% of aggregate raw coal production may be offered under E-Auction scheme. The E-auction scheme provides an avenue for additional coal procurement by customers as well as determination of market price of a particular source/quality of coal and additional revenue thereof.

Fuel Supply Agreements:

In accordance with the terms of the NCDP, Coal Company has entered into legally enforceable FSAs directly with the customers or with State Nominated Agencies that in turn enters into appropriate distribution arrangements with end customers. Our FSAs can be broadly categorized into:

1. FSAs with customers in the power utilities sector, including State power utilities, private power utilities (“PPUs”) and independent power producers (“IPPs”);
2. FSAs with customers in non-power industries (including captive power plants (“CPPs”) and
3. FSAs with State Nominated Agencies.

Research and Development

For research and development needs ECL engaged CMPDIL, which is one of the subsidiary of CIL. CMPDIL acts as a nodal agency for coordination of the research activities, disbursement of funds as well as monitoring the progress of our research and development activities.

Memorandum of Understanding between Eastern Coalfields Limited and Coal India Limited and Ministry of Coal:

For every financial year ECL enters into a MoU with CIL and MoC to set various parameters for physical and financial performances. The achievements are graded on a scale of 1 to 5; excellent being the grade 1 and poor as 5. For the year 2012-13, ECL has obtained "Excellent" grading.

INTERNAL CONTROL SYSTEMS AND THEIR ADEQUACY:

Eastern Coalfields Limited has well-established internal control system for efficient running of its business as well as for complying with the different guidelines and procedures for its day to day operations. Various Manuals (e.g. Purchase, Finance, Civil Contract Management, as formulated by the company, provide guidelines and detailed procedures which are needed to be adhered to for such systematic operation. The guidelines / manuals also provide the requisite checks and balances at the different stages to eliminate any possible lapse in the system.

The delegation of power (DOP) is quite comprehensive and percolates down to the colliery / unit level to ensure that the decisions are taken promptly at the various levels in terms of DOP depending upon materiality and importance. Thus there is a smooth decision making process which ensures timely decisions on all issues. The company also has a detailed monthly reporting system which highlights performance on all key areas and deviation, if any, is immediately taken care of or necessary corrective action.

In order to ensure that all checks and balances are in place and all internal control systems are in order, regular and exhaustive internal audit is being carried out by experienced firms of Chartered / Cost Accountants throughout the year, in co-ordination with the company's own Internal Audit Department within the ambit of the scope of work finalized by Coal India Limited (CIL), the holding company.

The Audit Committee of the company / CIL keep a close watch on compliance of the Internal Control Systems. The significant observations of the Internal Auditors are placed before the Audit Committee of the company / CIL, on quarterly basis for review, who issues necessary directives for compliance.

The Internal Audit department of the company undertakes special Audit / enquiries on specific issues, at the direction of the Management. While conducting such special audit / enquiry, the internal control systems in operation are examined in-depth vis-à-vis lapses occurring, if any, and the matter is reported for necessary remedial action.

It is thus felt that the Internal control system of the company is adequate having regard to the size of the company and the nature of transactions carried out by it.

COST AUDIT:

Pursuant to Section 233B of the Companies Act, 1956 and The Companies (Cost Audit Report) Rules, 2011, Cost

Audit has become mandatory for Eastern Coalfields Limited. For financial year 2012-13, Cost Audit Report was filed with the Central Government in Form-I-XBRL on 27th September, 2013.

DISCUSSION ON FINANCIAL PERFORMANCE WITH RESPECT TO OPERATIONAL PERFORMANCE

Results of Operations:

(₹ in crores)

Particulars	2013 – 14	2012– 13	Growth (%)
Gross Sales	11959.75	12162.59	-1.67
Less : Levies	3071.96	2970.68	3.41
Net Sales	8887.79	9191.91	-3.31
Other Income	712.91	548.56	29.96
Total Income	9600.70	9740.47	-1.43

Income from Sale of Coal:

Sales is presented as gross sales net of (i) various statutory levies comprising royalty, cess on coal, central excise duty and stowing excise duty : and (ii) sales tax. The Income from sale of coal is mainly dependent on the pricing and production of coal and distribution thereof.

Expenditure:

Break up of Major Heads:

(₹ in crores)

Particulars	2013-14	2012-13	Growth	
			Absolute	% age
(Accretion)/Decretion in stock	5.64	168.92	-163.28	-96.66
Stores & Spares	735.36	649.95	85.41	13.14
Salary & Wages	5495.74	5329.99	165.75	3.11
Power & Fuel	463.77	433.97	29.82	6.87
Social Overhead	92.98	117.12	-24.14	-20.61
Contractual Exp/Repairs	742.15	672.36	69.79	10.38
Other Expenditure	265.34	261.29	4.05	1.55
Interest & Finance Charges	0.98	8.48	-7.50	-88.44
OBR Adjustment	210.00	-324.59	534.59	164.70
Depreciation/Impairment	213.50	203.20	10.30	5.07
Provision	-131.57	260.92	-392.49	-150.43
Profit Before tax	1299.28	1897.18	-597.90	-31.52
Profit after tax	872.23	1655.54	-783.31	-47.31

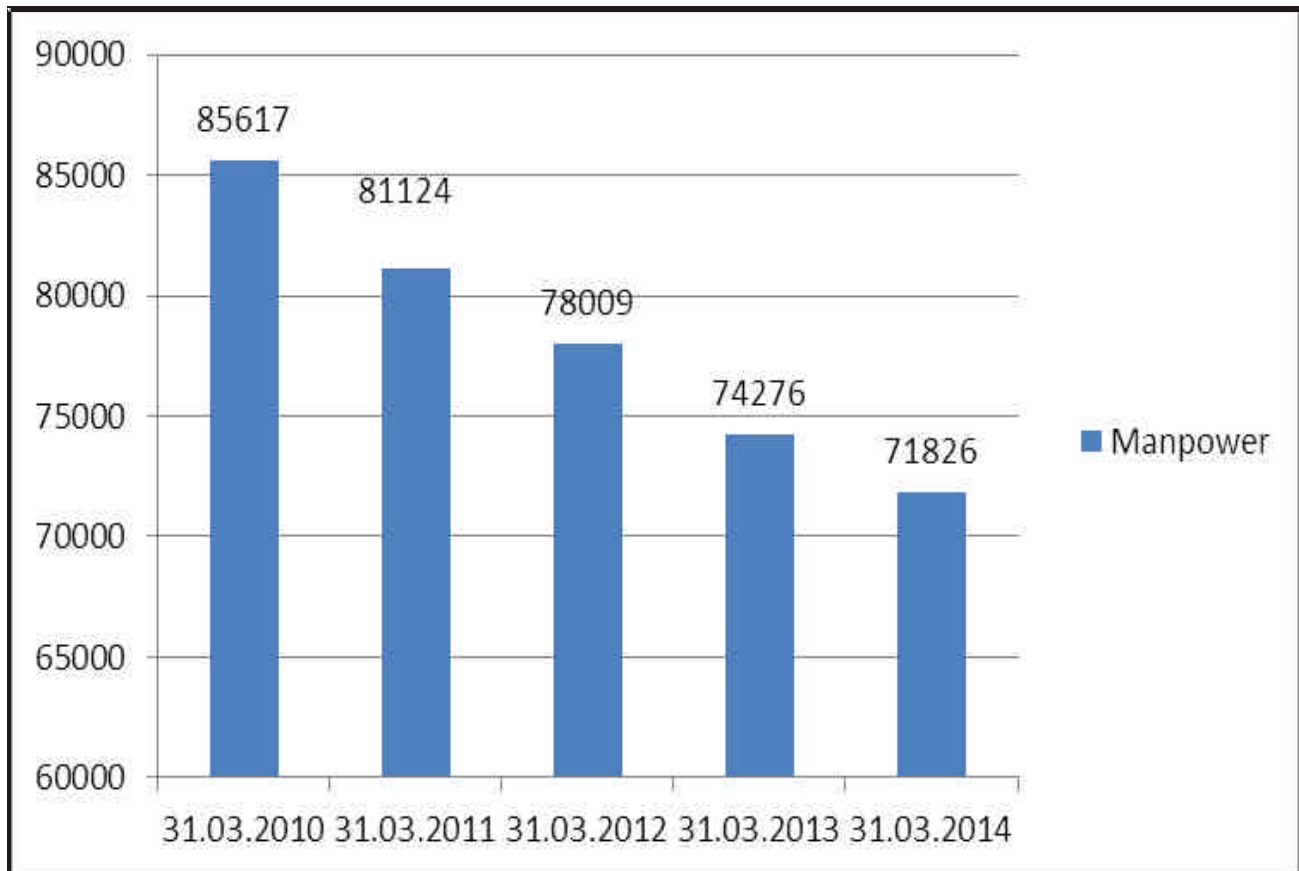
Cash Flows:

(₹ in crores)

Particulars	31.03.2014	31.03.2013
Opening Cash & Cash equivalents	439.15	603.15
Net cash from operating activities	2168.30	710.79
Net cash from investing activities	-1364.21	-876.30
Net cash used in financing activities	-55.17	1.51
Change in Cash and cash equivalents	748.92	-164.00
Closing cash & cash equivalents	1188.07	439.15

Against a target of 1.476%, the actual change in cost of production in real terms (as % of CPT of 2012-13) is (-) 12.33%. Against a target of February, 2014, confirmation of outstanding balances of various advances, deposits and liabilities achieved within December, 2013

Manpower



HUMAN RESOURCE DEVELOPMENT:**Manpower:**

Category	Manpower as on		Increase (+)/ Decrease (-)
	31.3.2014	31.3.2013	
Executive	2518	2587	-69
Supervisor	5633	5870	-237
Ministerial/ Clerical	3466	3954	-488
Highly Skilled/ Skilled	23636	23944	-308
Semi-Skilled/ Unskilled	35453	37092	-1639
Trainee	1120	829	291
Total	71826	74276	-2450

Reasons for Variation in Manpower :

Particulars	Executive	Non-Executive	Total
INCREASE			
Fresh Appointment	97	173	270
Appointment against medically unfit cases	0	10	10
Appointment against death cases.	0	776	776
Reinstatement/Re-joined.	0	119	119
Transfer in from other companies.	143	9	152
Appointment against Land Losers	0	523	523
Promotion from non-executive to Executive	7	0	7
Reverted back from Executive to Non-executive	0	73	73
Total Increase (A)	247	1683	1930
DECREASE			
Retirement	151	3254	3405
Medical Unfit	0	25	25
Death	7	686	693
Resignation	13	7	20
Dismissal/Termination	0	21	21
Transfer to other companies	71	36	107
VR under GHS / EVRS	1	28	29
Promotion from Non-executive to Executive	0	7	7
Reverted back from Executive to Non-executive	73	0	73
Total Decrease (B)	316	4064	4380
VARIATION (A – B)	-69	-2381	-2450

Industrial Relations :

The participative style of management facilitates in settling the disputes/grievances amicably through discussion. As a result the industrial relations in the company during 2013-14 remained cordial. The statistics relating to Industrial Relation and Law & Order is given below:

Industrial Relations :

SI No	Subject	2013-14	2012-13
1	No. of strikes	1	1
2	Mandays lost (in lakh)	0.02	0.28
3	Production lost (in lakh tonnes)	0.36	0.17

Law and Order :

Subject	2013-14	2012-13
Law and order (Disturbance)	54	119
Production Lost (in Lakh Tonne)	1.08	0.097

Workers' Participation in Management :

The workers participation in management in ECL is fully operative in all wings of our company. The Joint Consultative Committees are operating at Corporate as well as at Project/Unit level. The meeting of JCC are held regularly where important issues are discussed thread bear viz. production, productivity, safety, cost, welfare etc besides other committee/boards viz safety committee, welfare board, medical advisory board, house allotment committee, canteen committee etc are also functioning in our company. The Trade Unions very actively participated in such committees.

Meetings	2013-14	2012-13
No. of JCC Meeting held at HQ level	04	03
No. of structured Meeting held at HQ level	20	21

Employment provided under NCWA & LLS :

Employment provided under	2013-14	2012-13
NCWA	590	738
Land Losers Scheme	488	126
Direct Recruitment	158	—

Reservation for Schedule Caste (SC) / Scheduled Tribe (ST) and Other Backward Class (OBC) in recruitment and promotion :

The Presidential Directives in the matter of recruitment of Scheduled Caste (SC), Scheduled Tribe (ST) and Other Backward Class (OBC) have been implemented in ECL. The representation of SC and ST candidates in total manpower is as under :

As on	Total Manpower	SC Candidates		ST Candidates	
		Number	%	Number	%
31.03.2014	71826	19774	27.53	9475	13.19
31.03.2013	74276	15319	20.62	7893	10.62

A total of 401 candidates belonging to SC community and 187 candidates belonging to ST community were promoted during 2013-14 against 332 and 153 candidates respectively during 2012-13. As on 31.03.2014, on Roll OBC community employees are 18657.

MoU Activities :

Sl. No.	Performance Indicator	Measurement Unit	Target for the Year	Achievement
1.	Manpower Rationalization through - Voluntary retirements - Redeployment	Number %	20 40%	33 48.67 %
2.	Attrition as % of total employees	%	0.1	0.028
3.	Formulation / Implementation of systems for management of Talent such as - Job rotation system, reward system, sponsoring sr. executives for Advanced Management Programme, growth opportunities etc.	Nos.	5	5
4.	Number of suggestions generated per employee per year		0.005	0.005
5.	Nos. of Nominations/entries submitted for National Awards (PM Shram Awards, Vishwakarma Rashtriya Puraskar)	Nos. of nominations/entries submitted for national awards	3	4
6.	Effectiveness of Grievance Redressal system - % of grievances settled vis-a-vis received during the year	% settlement	80%	90.65%
7.	Pension, medicare, Yoga classes to reduce stress where the job is stressful, setting up of wellness centre such as Gym etc.	Number of programs/ date of implementation of scheme	5	33

Sl. No.	Performance Indicator	Measurement Unit	Target for the Year	Achievement
8.	Formulation & Implementation of social security scheme	Yes/ No	Yes	Yes
9.	Number of structured meetings with employees' representatives	Number of meetings at corporate level	20	24
10.	Participation in survey conducted by external agencies (Employer of choice, Best employer, Best Place to Work etc.)	Participation in Survey by External Agency for excellence awards	Feb'14	Process Completed on 5th February, 2014
11.	Benchmarking projects undertaken in area of HR	Automation of employee information system	Feb'14	Updation of NEIS system is being done every month.
12.	Linkage of Developmental Plan of Executives with Performance Management System	Yes/ No		Yes
13.	Implementation of PRP linked to PMS	Yes/ No		Yes

Productivity:

Output per Manshift (OMS) during 2013-14 improved to 2.12 tonnes from 1.944 tonnes of previous year.

Trade Unions:

The majority of our non-executive employees are members of several unions including INTUC, AITUC, HMS, BMS, UTUC, CITU etc. The executives are members of CMOAI. The wage revision and other conditions of service of non-executives employees are governed by the National Coal Wage Agreement (NCWA) formulated by JBCCI. The JBCCI has signed the MoU for NCWA-IX on 31.12.2011 and consequent from that the NCWA-IX has come into force with effect from 01.07.2011 for a period of 5 years benefiting all categories of employees excluding executives. Salaries, perks and allowances etc. of our executive cadre employees are determined by Government of India. The current compensation package for executives was revised from 1st January, 2007.

Training:

We aim to provide continuous training for our employees. Indian Institute of Coal Management (IICM) which was formed in 1994 by Coal India Limited (CIL) offers training programmes such as Advanced Management programmes, Leadership Development programmes, General Management programmes, Young Managers programmes, Advanced Maintenance practices, Management Development programme, Training and Coaching, Career Development for junior officers and Communication skills. In addition, our company has arranged for a significant number of executives to attend external training programmes and sent our employees (including Directors, senior executives and non-executive employees) for a number of international training sessions outside India. Apart from IICM, at ECL, we

have our HRD centre, VTCs which provide various training to our staff and executives. Induction programmes are also carried out regularly for newly recruited Management Trainees.

In 2013-14, company had imparted training to 4076 persons compared to 3790 persons in 2012-13. The details are given below:

1. Action Plan :

Year	No. of Course		No. of participants							
			Target				Actual			
	Target	Actual	Exe.	Supv.	Worker	Total	Exe.	Supv.	Worker	Total
2013-14	132	142	280	500	1030	1810	508	532	1324	2364
2012-13	124	136	280	500	1025	1805	388	478	1350	2216

2. Details of various training provided during the year 2013-14 as compared to 2012-13 :

Sl No.	Nature of Training	2013-14				2012-13			
		Exe.	Supv.	Worker	Total	Exe.	Supv.	Worker	Total
1	General/In-Company Training:								
1.i	3 days or more	508	532	1324	2364	388	478	1350	2216
1.ii	Less than 3 days	323	70	162	555	383	40	118	541
2	Training External (within India):								
2.i	At IICM:								
2.i.a	3 days or more	467	0	0	467	373	0	0	373
2.i.b	Seminar/Short course	27	0	0	27	15	3	0	18
2.ii	Out Company Training (Other than IICM):								
2.ii.a	Short duration	24	1	0	25	27	0	0	27
2.ii.b	Long duration	0	0	160	160	0	0	160	160
2.ii.c	3 days or more	123	7	1	131	87	27	37	151
2.ii.d	6 weeks intensive								
	course in survey (at ISM)	6	0	0	6	4	0	0	4
3	Trainees:								
	PDPT	0	56	0	56	0	98	0	98
4	Seminar/Workshop								
	excluding in-company	250	16	2	268	170	23	7	200
5	External (abroad)								
		17	0	0	17	2	0	0	2
TOTAL		1745	682	1649	4076	1449	669	1672	3790

HRD has also arranged training for mining sirdar examination course for 7 weeks duration by MGMI, Kolkata for 30 candidates.

3. MoU Activities :

Sl. No.	Performance Indicator	Measurement Unit	Target for the Year	Achievement
1	Certified training in Project Management	No. of Executives	50	62
2	Formal Training in Environment, Forest Management & Land Acquisition	No. of Executives	4	14
3.	Certified Training in Contract Management	No. of Executives	4	8
4.	Formal Training in Risk Management.	No. of Executives	4	40
5.	% actualization of Training Plan & Training Days per employee per year	%	15	35.58
6.	Developing critical mass of leaders through a system of career planning & development	%	20	22
7.	Training budget as % of employee cost	% of employee cost	0.0076	0.05
8.	% fulfillment of training plan for Multi-skilling/ Skill Up gradation of non-executives	%	2	2.59
9.	Training interventions in new/advanced technology - % fulfillment of training plan in new technology	%	1	1.5
10	Presence of Mentorship Development Programme - Nos. of Mentors & Mentees	Yes (%)	80%	85.71%
11.	% of Quality Circle projects completed against total Quality circle projects undertaken in a year	5 quality circles to be formed	100%	600%

ENVIRONMENTAL PROTECTION AND CONSERVATION:

The impact on the environment due to coal mining activity is being monitored constantly by the company and adequate measures for control of Air, Water & Noise Pollution, Land degradation, Deforestation etc are being undertaken in accordance with the provisions of all statutory norms, Acts, Rules on a regular basis by adopting following Environment Protection Activities.

Afforestation activity:

Afforestation/plantation is a regular activity undertaken by ECL every year. Progressive plantation made through State Forest Departments in ECL command area is 6.9248 million saplings over an area of 2770.50 Ha of land. During 2013-14, 45000 saplings were planted against MoU target of 33000 saplings covering an area of 18 Ha. In addition to this 30000 fruit bearing plants were distributed among employees and local villagers for office complexes, colonies and residential areas.

Environment Management Plan Monitoring:

Monitoring of EMP and EC conditions, as approved by MoEF, is being done on regular basis. The six monthly compliance reports ending March & September 2013 in respect of approved projects have been submitted to MOEF. Mitigation measures as per EMP are carried out by ECL earnestly.

Statutory Compliance of State Pollution control Boards:

- a. Consents for discharge of water as well as emission of air have been obtained for every coal mine and are renewed on regular basis from the State Pollution Control Boards. The statutory provisions under Water Pollution Act 1974, Air Pollution Act 1981 and the Environment Protection Act 1986 are complied with in the manner specified in the provisions.
- b. Water Cess based on consumption of water & demand note from SPCB is being deposited by all the mines with respective State Pollution control Boards in accordance with the provisions of Water Cess Act 1977.
- c. Annual Environmental Statement in Form V (Rule 14 of Environment Protection Act 1986) is submitted to respective State Pollution Control Boards in respect of the projects having Environmental Clearance from MoEF.

Status of Air Pollution Control :

Drilling, blasting & transport of coal may cause air pollution invariably subject to effectiveness of dust control measures. Design of the mining equipment is such that it produces less dust and the dust generated during operations which cannot be prevented technically is suppressed at the point of generation by using dust extractors, enclosures, water sprays etc. Spraying is done before coal is transported out. The transfer points of coal transport are fitted with static water sprinklers. All OCPs have adequate nos. of Mobile Water Sprinklers through which haul roads are kept wet to suppress the dust. Fixed type of water sprinklers are used in CHP, Siding and other transfer points to suppress the dust. Belt conveyors have been installed for coal transportation in large opencast projects as well as underground projects. Coal is transported to outside in tarpaulin covered trucks.

Status of monitoring facility of Air, Water and Noise pollution:

The existing Environmental Laboratory at CMPDIL, RI-I, Asansol, which monitors air, water and noise level data of ECL, has been expanded and modernized with installation of latest designed air monitoring PM 2.5 equipment. This work was carried out by CMPDIL under financial assurance from ECL to bear annual expenditure of ₹ 451.24 lakhs towards monitoring of 42 mines of ECL.

Water Management:

Mine water is routed through settling tanks in order to remove the suspended particles & other solids. This water is reused for industrial and other purposes. The abandoned pits, which are full of water, are used as water resource

for Raniganj and Mugma Coalfields. This also acts as aquifer recharger and helps in maintaining water table. Various use of water by employees as well as local population is summarized below:

- a. **Drinking Water:** The mine water discharge of most of coalmines is filtered in the settling tank and filtration plant. The filtered water is distributed then to colonies and also to needy villages nearby. A number of old OCPs and settling tanks filled with water are being utilized for fulfilling the needs of its employees and large population in the surrounding villages. The Public Health Engineering Department of the West Bengal Government is utilizing the water from the abandoned OCPs at Itapara, West Baraboni to supply filtered drinking water to a population of about 15000. Likewise, Public Health Engineering Deptt., Jharkhand is using water from two abandoned opencast quarries namely Rajpura & Hariajam of Mugma Area to supply water to the vast population in Nirsa Block. They are drawing one lakh gallons of water per day from each quarry for this purpose.
- b. **Minor irrigation activities:** Mine water discharge treated through settling tank is provided for irrigation on demand by the villagers around the ECL's lease hold areas such as Rajmahal & others. The West Bengal Govt. is utilizing many such OCPs like old Purushottampur OCP of Pandaveswar Area, old Real Jambad OCP of Kajora Area, old Alkusha Gopalpur OCP, old Dabor OCP and old Dalmia OCP of Salanpur Area to provide Minor irrigation facilities to surrounding villages.
- c. **Pisciculture:** On the request of State Govt. of West Bengal, ECL has allocated 5 abandoned OCP in Salanpur Area and one in Sripur Area for the purpose of Pisciculture for the livelihood of local fishermen.
- d. **Rain water Harvesting:** An initiative for rain water harvesting on large scale has been undertaken by ECL to recharge ground water and reduce wastage of natural source of water. Several Rain Water Harvesting projects are under full swing of construction at Areas.
- e. **Ground Water Table:** CMPDIL, RI-I, Asansol has been monitoring ground water level of all mines of ECL and where required corrective measures are taken to replenish ground water and restrict its use to maintain the level.

Land Reclamation :

- a. **Back-filling with mining in opencast mines:** Excavation and back filling of de-coaled area in opencast mines is done simultaneously as an integral part of mining method leaving minimum active mining areas required for mining operation.
- b. **Filling with fly ash:** About 50 Hectares of land of old abandoned pits of Kajora and Kunustoria has been filled in with the fly-ash from nearby Thermal Power Plants of DVC. The plantation work on 10 Ha ash filled area at Parascole West has been carried out by DFO, Durgapur.
- c. **Land reclamation study by Satellite Surveillances:** Land restoration/reclamation monitoring in Rajmahal OCP (17.0 MTY capacity) & Sonapur Bazari OCP (8.0 MTY capacity) is being conducted through remote sensing satellite surveillance by CMPDIL since 2008 to assess the area of backfilled, social forestry, active mining area, water bodies and distribution of wasteland, agriculture land and forest in the leasehold area of the project. Study of other OCPs namely Jambad and Khottadih having project capacity less than 5 Million Cubic Meter was also included in 2012-13 to expand area of satellite surveillance. During 2013-14, 3 more OCPs i.e. Mohanpur, Chitra and West Kenda were added for satellite surveillance.

ISO certification of Sonepur Bazari OCP & Rajmahal OCP :

During 2013-14, ECL has obtained Certification of ISO 9001, 14001 & OHSAS 18001 for the first time for its two large Open cast mines viz. Rajmahal Project & Sonepur Bazari project for a period of three years.

Mine Closure Plan :

The Mine Closure Plans of almost all mines of ECL have been approved by ECL Board. The progressive Mine Closure activities have been initiated to improve the environmental scenario of the coalfields. The status of MCP is as follows :

1	No. of MCP required for covering all ECL mines including closed/abandoned mines (after clubbing)	89
2	No. of MCPs prepared by CMPDIL	88
3	No. of MCPs approved by ECL Board	88
4	Total Mine Closure Cost	₹ 2699.34 crore
5	Annual Mine Closure Cost (2013-14) deposited in Escrow Account operative in Union Bank of India with 88 Child accounts	₹ 71.34 crore
6	MCP of Kendra Colliery under Pandaveswar area yet to be prepared as mine is being re-planned.	One MCP due

Environmental Clearance of Cluster mines and new/expansion projects:

The progress made in 2013-14 in obtaining Environment Clearance is tabulated below:

Cluster No.	No. of Mines	Peak Capacity in MTPA	Status as on 31.03.2014
1	11	3.30	EIA/EMP prepared, PH held successfully. Final EMP vetted by Technical Sub-Committee and submitted to MoEF. Environmental Clearance is awaited.
2	3	0.45	
6	9	2.25	
9	15	8.00	
3	3	3.97	EIA/EMP prepared. Public Hearing held successfully.
5	2	0.63	
7	4	0.74	
12	19	31.83	
4	3	7.71	Data generation completed. Draft EIA/ EMP prepared.
8	7	2.75	Data generation completed. Draft EIA/ EMP prepared and submitted to SPCB. Public Hearing is awaited.
10	19	7.70	
11	11	10.90	

Campaigns & Awareness Program:

- a. **Observation of World Environment Day:** World Environment Day was observed on 5th June, 2013 throughout ECL by hoisting Environment Flag, oath taking and tree plantation. It was followed by inter-colliery/project/area competition on 6th & 8th June, 2013. Different inspection teams were constituted to inspect all units and areas and evaluate their annual performance of environment measures/activities. On the eve of World Environment Day various prizes were distributed among the employees.
- b. **Participation in Kishore Parivesh Mela & other exhibitions:** In addition to in-house training and awareness programs conducted at HRD centres, ECL actively participated in programs organized by different agencies aimed at environment awareness like Kishore Parivesh Mela at Kolkata organized by West Bengal Pollution Control Board from 24.12.2013 to 26.12.2013 and displayed environmental measures adopted by ECL in its exhibition stall for awareness of children and general public. The exhibition was appreciated by all. ECL also participated in exhibition organized by Bengal Chamber of Commerce at Asansol.

Status of Forestry Clearance:

Project	Area (Ha)	Status
Chuperbhita OCP (4.0 MTY)	245.78	MoEF vide letter dated 30.03.2011 has asked RO, Bhubaneswar to submit site inspection report. For conducting site inspection, MoEF Bhubaneswar Office has asked for DGPS Map. DGPS map has been forwarded to Conservator Forest.
Hurra 'C' (3.0MTY)	527.043 (260.00 on 1st phase)	MoEF has granted Stage-I clearance on 09.09.2011 for diversion of 260 Ha in first phase with 24 conditions. All conditions of Stage-II clearance made and submitted to DFO, Godda on 17.06.2013. The Compliance report has been forwarded by DFO, Godda to Conservator of Forest, Dumka on 18.02.2014.
Chitra East OCP (2.5 MTY)	124.28	Stage-I Clearance of 124.28 Ha land granted by MoEF on 21.04.2010. The proposal has been forwarded by Jharkhand Govt. on 15.09.2011 to MoEF for Stage-II clearance.
Simlong Expansion OCP (2.0MTY)	83.02	Application for diversion of 83.02 Ha forest land has been submitted to DFO, Pakur on 04.11.2013. DFO, Pakur on 29.11.2013 advised for tree enumeration and DGPS Survey which is under process.
Jhanjra UGP (3.5 MTY)	90.30 Renewal	Govt. of West Bengal forwarded the application for renewal of forest lease for 90.30 Ha of land to MoEF on 28.04.2012. MoEF has asked for additional information. The compliance is pending for certificate under FRA to be issued by DM, Burdwan. Compliance of all other points made and advance copy submitted to MoEF.

Project	Area (Ha)	Status as on 31.03.2014
Jhanjra UGP (3.5 MTY)	78.00	Application for 78 Ha of fresh land for Stage-I clearance has been submitted to DFO, Durgapur on 28.09.2012. The proposal has been forwarded by State Govt. to MoEF on 05.03.2014.
Sonepur Bazari (8.0 MTY)	32.65	Application for 32.65 Ha of land for Stage-I clearance has been forwarded by State Govt. to MoEF, New Delhi on 30.10.2013. The Regional Office, MoEF has directed to furnish additional information/ documents. All documents (except FRA-2006) have been submitted to Addl. PCCF. Application has been made to DM, Burdwan for issue of certificate under FRA 2006.

MoU Activities

Sl. No.	Performance Indicator	Measurement Unit	Target for the Year	Achievement
1.	Identification of 5Ha of reclaimed land and award the job of integrated farming to an External Agency	Month	Feb'14	Achieved. LOI issued on 31.01.2014 to West Bengal state Forest Dept for Integrated Farming in 5 Ha of reclaimed land in Sonepur Bazari Project
2.	Establishing of Continuous Air Monitoring Stations	Nos.	1	Not Achieved
3.	Installations of Solar Panels in Guest House & Hospital	Nos.	1	9 Nos. of solar lights installed in Sonepur Bazari Area.
4.	Rain Water Harvesting Projects	Nos.	2	Work of Rain water harvesting completed in 1) Salanpur Area Office and 2) Sonepur Bazari Project. 3) KOPEX Colony of Satgram Area
5.	The number of meetings / consultations held with key stakeholders with - Consumers, Vendors and Villagers	Nos.	4	5
6.	Establishment of web-based feedback systems from key stakeholders regarding the performance of the company in social, economic and environmental sustainability	Yes/ No		Yes

CSR Activities-2013-14**Brief outline of the company's CSR Policy:**

CIL CSR Policy communicated vide Office Memorandum No.-CIL:CSR:247A dated 19.12.2012 has been adopted and implemented at ECL. The DPE Guidelines on CSR are also adhered to. It integrates our business with social processes by making its welfare measure focused primarily on land oustees and PAP's staying in the radius of 25 KM. It ensures that poor and needy section of the society derive the maximum benefit to support their development and sustainability. The Projects and Programs have been directed in the following priority areas at ECL.

1. Drinking water facility.
2. Education.
3. Solar lighting system.
4. Health and family welfare.
5. Sanitation and public health.
6. Infrastructure development such as construction / repair of Community Centers / Night shelters / Old Age Homes, building of roads, pathways and bridges.
7. Promotion of Sports & Games.
8. Setting of skill development centers.
9. Scholarship to meritorious students belonging to SC, ST, OBC & disabled categories.
10. Supplementing Development Programs of the Govt.

Composition of CSR Committee:

In order to steer the CSR & Sustainability agenda of the company the two-tier structure, comprising of a Board level committee, headed by Chairman-cum-Mg. Director and a below Board level committee headed by GM(W&CSR) were constituted as per the DPE Guidelines w.e.f. 01.04.2013 for planning, implementation, monitoring and evaluation of CSR and Sustainability activities of ECL.

In addition to above a CSR committee has been constituted at ECL HQ as specified in CIL CSR Policy for co-ordinations of CSR activities from concept to conclusion. At the Area Level, a CSR Committee of multi-disciplinary executives has also been constituted for implementing their CSR Activities.

Average net profit of the company for last three financial years:

Average net profit of last three financial years is ₹ 908.08 crore. The details are mentioned below:

Particulars	Amount (in ₹ crore)
Profit after tax for FY-2012-13	1655.54
Profit after tax for FY-2011-12	962.13
Profit after tax for FY-2010-11	106.57
Average Net Profit for 3 FY	908.08

Prescribed CSR Expenditure:

Fund provisioning by ECL is based on the CSR Policy of CIL which is 5% of retained earnings or ₹ 5/- per tonne of coal production of previous year. Production in 2012-13 was 33.901 MT. Hence CSR provision at the rate of ₹ 5/- per tonne comes to ₹ 16.95 crore. The spill over expenditure of last year is ₹ 12.40 crore and hence the total budgeted amount comes to ₹ 29.35 crore.

Details of amount spent on CSR activities during the financial year:

- a. Total Budget for the financial year 2013-14- ₹ 29.35 crore
- b. Amount unspent- ₹ 16.81 crore
- c. Actual amount incurred on CSR Activities ₹ 12.54 Crore. Details of CSR Activities are enclosed as Annexure-A.

Reason for unspent amount lying in CSR budget:

The revised guidelines of DPE on CSR were made effective from 01.04.2013. Its procedural aspect and understanding with all stakeholders is taking considerable time. The scrutiny of proposals and endorsement from Tata Institute of Social Sciences (TISS), Mumbai as per CSR Policy of CIL took considerable time. Most of the works are of infrastructural nature in which the selection of Agency with reasonable rates of execution as per the tender process of ECL requires considerable time. The monitoring and auditing are also under learning phase. The resources are being geared upto minimize the time delay and maximize the scope of CSR expenditure by the CSR Committee of HQ and Areas.

It is hereby confirmed that the implementation and monitoring of CSR Policy at ECL is in compliance with CIL CSR Policy and DPE Guidelines effective from 01.04.2013.



(Rakesh Sinha)

Chairman-cum-Mg. Director
Chairman-CSR & Sustainability Committee

Place-Sanctoria

Date- 7th June, 2014

ANNEXURE - A

CSR Activity for the Financial Year 2013-14

(₹ in Lakh)

Sl. No.	Activity	Sector	Budget outlay	Amount Spent	Comulative Expenditure upto 31.03.2014	Amount Spent directly or through Implementing agency
1.	Repairing of Bhara High School	Infrastructure	1.69	0.46	0.46	Implementing Agency
2.	Construction of Toilet at Bhara High School	Infrastructure	1.1	0.50	0.50	Implementing Agency
3.	Construction of Latrine at Kalidaspur Project	Infrastructure	0.78	0.05	0.05	Implementing Agency
4.	Construction work of community center at Maji Para of JK Nagar	Infrastructure	1.00	0.99	0.99	Implementing Agency
5.	Construction work of community center at Dasngalpara of JK Nagar	Infrastructure	1.20	1.16	1.16	Implementing Agency
6.	Repairing of community center at Devasthan of Nimcha Colliery	Infrastructure	0.40	0.37	0.37	Implementing Agency
7.	Balance work at stage Durbar club at Satgram Area	Infrastructure	2.30	2.26	2.26	Implementing Agency
8.	Balance work of community center at Nimcha Village	Infrastructure	1.25	1.25	1.25	Implementing Agency
9.	Balance work of PVC pipeline 80 mm dia from main line to Mangathol village	Water supply	0.55	0.56	0.56	Implementing Agency
10.	Repairing of existing wall near Nimcha 4 no pit colliery	Infrastructure	0.57	0.57	0.57	Implementing Agency
11.	Repairing of Hindi Primary School, Chapui Khas Colliery	Infrastructure	0.50	0.49	0.49	Implementing Agency
12.	Medical Activities –Satgram Area	Medical	1.25	0.767	0.767	Direct
13.	Two bathing Ghats in the pond at southern side of OHT near Sec-II	Infrastructure	4.00	3.80	3.80	Implementing Agency

14.	Laudoha Road Shiv Mandir to samshan ghat attached with SBI	Infrastructure	3.00	2.94	2.94	Implementing Agency
15.	Stage for community Hall at Rangamati	Infrastructure	1.00	1.06	1.06	Implementing Agency
16.	Construction of road from Hazra para to Shiv Mandir and repairing of drain along the road at Kuchidihi	Infrastructure	3.00	3.73	3.73	Implementing Agency
17.	Main road to Bagdi Para attached road in Balijuri Village	infrastructure	3.00	3.00	3.00	Implementing Agency
18.	Water Tank at Kuchidihi Village	Water supply	2.00	1.54	1.54	Implementing Agency
19.	Books for Library	Education	1.00	1.00	1.00	Implementing Agency
20.	Sports and cultural activity	Sports	1.00	1.00	1.00	Implementing Agency
21.	Shed at Burning Ghat, Jhanjra Village	Infrastructure	1.00	1.00	1.00	Implementing Agency
22.	Bus stand at Sector-II, Jhanjra Colony	Infrastructure	1.00	0.66	0.66	Implementing Agency
23.	Boundary wall at Laudoha High School	Infrastructure	2.00	1.56	1.56	Implementing Agency
24.	Stage for football ground at Sirsa	Infrastructure	1.00	1.37	1.37	Implementing Agency
25.	Health camps under CSR Scheme	Medical	1.25	1.25	1.25	Implementing Agency
26.	Construction of Atchala at Mela ground of Tilaboni village road	Infrastructure	0.63	0.63	0.63	Implementing Agency
27.	Stage for function at Nabaghanapur	Infrastructure	0.46	0.46	0.46	Implementing Agency
28.	Construction of one room near football ground at Bansra colliery.	Infrastructure	1.05	1.04	1.04	Implementing Agency
29.	Construction of community toilet & water storage tank at Babudanga (Maji para).	Water Supply	1.57	1.56	1.56	Implementing Agency
30.	Construction of one room with boundary wall along with one tube well at Jan Bazar burning ghat.	Infrastructure	3.03	2.96	2.96	Implementing Agency

31.	Construction of community center at Egra Bouri Para.	Infrastructure	2.52	2.41	2.41	Implementing Agency
32.	Construction of shed with foundation at Babu para Shiv Kali Mandir at Searsole Rajbari.	Infrastructure	1.10	1.08	1.08	Implementing Agency
33.	Making concrete pavement through burial ground from North Searsole road junction to Katagoria village.	Infrastructure	10.03	8.70	8.70	Implementing Agency
34.	Renovation of community center near Shiv Mandir of Kunustoria Colliery.	Infrastructure	1.01	0.80	0.80	Implementing Agency
35.	Fitting & fixing grill gate at community center including repairing work at Belbaid colliery	Infrastructure	0.34	0.34	0.34	Implementing Agency
36.	Repair & maintenance c/w painting of community center at arc of Kunustoria area	Infrastructure	0.18	0.18	0.18	Implementing Agency
37.	Repair & maintenance, colour, painting to 6 nos. Community center at north Searsole colliery.	Infrastructure	0.33	0.32	0.32	Implementing Agency
38.	Repair community place at Bhut Bunglow under Toposi / Belbaid OCP	Infrastructure	0.14	0.14	0.14	Implementing Agency
39.	Construction of bus stand shed at BijoyNagar under CSR work	Infrastructure	0.98	0.98	0.98	Implementing Agency
40.	Making fencing with GI barbed wire surrounding the Belbaid/ Toposi.	Infrastructure	1.30	1.30	1.30	Implementing Agency
41.	Repair, color washing painting at 2 nos. community center at Amritnagar colliery.	Infrastructure	0.64	0.63	0.63	Implementing Agency
42.	Repair of community center at different place at north Searsole colliery.	Infrastructure	0.15	0.14	0.14	Implementing Agency
43.	Construction of roofing chala by CGI sheet near OCP colony at Mahabir	Infrastructure	1.06	1.05	1.05	Implementing Agency

44.	Repair white washing, color washing of seven no. community center near Kali Mandir of Mahabir	Infrastructure	0.28	0.28	0.28	Implementing Agency
45.	Repair of community room, stage & platform at Bansra colliery.	Infrastructure	0.30	0.29	0.29	Implementing Agency
46.	Repair of 3 nos community place at different places at north Searsole colliery.	Infrastructure	0.17	0.17	0.17	Implementing Agency
47.	White washing, color washing, painting, cleaning, glass & bricks work for repairing boundary wall near community center at Bansra colliery.	Infrastructure	0.20	0.20	0.20	Implementing Agency
48.	Maintenance of community building & some misc. work at Parasea OCP	Infrastructure	0.37	0.37	0.37	Implementing Agency
49.	Maintenance of community building & rest Centre near office of the Agent.	Infrastructure	0.32	0.32	0.32	Implementing Agency
50.	Repair of different community Centre.	Infrastructure	0.34	0.34	0.34	Implementing Agency
51.	Construction of two nos well for drinking water purpose at Mukundapur	Water supply	1.782	1.75	1.75	Implementing Agency
52.	Construction of well at Madhusudhanpur village	Water supply	0.891	0.89	0.89	Implementing Agency
53.	Construction of well at Bouri para of Madhabpur Hanuman Mandir	Water supply	0.891	0.85	0.85	Implementing Agency
54.	Digging of well at Dakshinkhanda Maji Para	Water supply	0.891	0.87	0.87	Implementing Agency
55.	Bus stand shed at Baktar Nagar village	Infrastructure	0.928	0.91	0.91	Implementing Agency
56.	Construction of school building (One Room) at Baktar Nagar	Infrastructure	1.518	1.45	1.45	Implementing Agency
57.	Construction of community hall at Parascole village	Infrastructure	2.274	2.23	2.23	Implementing Agency

58.	Construction of shed in cultural building for progressive cultural association and pragatisil pathagar of Kajora Gram	Infrastructure	5.56	5.21	5.21	Implementing Agency
59.	Construction of Burning Ghat at Dhamariband	Infrastructure	2.28	2.26	2.26	Implementing Agency
60.	Construction of shed for Burning Ghat at Parascole village	Infrastructure	1.651	2.20	2.20	Implementing Agency
61.	Construction of shed for Burning Ghat at Beniadih	Infrastructure	2.229	2.23	2.23	Implementing Agency
62.	Construction of Bus Stand at Real Kajora	Infrastructure	0.75	0.73	0.73	Implementing Agency
63.	Water Supply of Different village of Kajora Area	Water supply	2.94	2.94	2.94	Implementing Agency
64.	Barbed wire fencing at Kajora high school	Infrastructure	0.82	0.82	0.82	Implementing Agency
65.	Construction of Garage for ambulance for Progressive Culture Association	infrastructure	0.87	0.87	0.87	Implementing Agency
66.	Construction of Laboratory room at Baktar Nagar High School	infrastructure	2.14	2.14	2.14	Implementing Agency
67.	Construction of stage & green room at Dihi Park, Kumardihi village	Infrastructure	5.00	4.99	4.99	Implementing Agency
68.	Construction of concrete road of shiv para of Nabagram, village-Bankola Colliery	Infrastructure	3.00	3.00	3.00	Implementing Agency
69.	Solar light at Nilkantha Mandir of Khandra Village	Solar Light	1.62	1.62	1.62	Implementing Agency
70.	Providing solar light at Ukhra village & Ukhra Bazar	Solar Light	2.61	2.61	2.61	Implementing Agency
71.	Permanent water supply pipeline at Kumardihi & SSpur village	Water supply	10.00	9.23	9.23	Implementing Agency
72.	Swabhimaan a pilot project for women empowerment	Women Empowerment	5.44	7.23	7.23	Implementing Agency
73.	Medical activities- Bankola	Medical	1.25	0.534	0.534	Direct

74.	Electric wiring at SRC club	Others	0.498	0.498	0.498	Implementing Agency
75.	Repairing, maintenance of SRC for vocational training of ladies by WIPS	others	0.323	0.323	0.323	Implementing Agency
76.	Community development	Infrastructure	0.52	0.52	0.52	Implementing Agency
77.	Construction of community shed at Rasik Danga	Infrastructure	0.799	0.799	0.799	Implementing Agency
78.	Installation of Two tubewell pumps and repairing of three tube wells at Nimsa school	Water supply	2.95	2.95	2.95	Implementing Agency
79.	Construction of community shed at Madhaipur village	Infrastructure	0.79	0.796	0.796	Implementing Agency
80.	Repair / Maintenance of Gogla Anchalik Hindi School	Infrastructure	0.80	0.798	0.798	Implementing Agency
81.	Construction of community shed at Haderdanga village	Infrastructure	0.80	0.799	0.799	Implementing Agency
82.	Construction of concrete road at existing kuchha road from DB road to Madhaipur village	Infrastructure	9.97	9.96	9.96	Implementing Agency
83.	Construction of RCC Culvert in between Dalurband to Ramnagar on DB Road	Infrastructure	5.00	5.00	5.00	Implementing Agency
84.	Repairing of existing road from Nimsa village to High School	Infrastructure	3.00	2.997	2.997	Implementing Agency
85.	Supply of drinking water (Phase-II) at Chatrish gonad from Ajoy River	Water supply	10.00	9.897	9.897	Implementing Agency
86.	Construction of Library room at Khottadih village	Infrastructure	2.98	2.98	2.98	implementing Agency
87.	Medical Activity-Pandaveswar	Medical	1.25	0.855	0.855	Implementing Agency
88.	Increasing depth of Babur Bandh pond at Samdi Village	Infrastructure	4.14	4.14	4.14	Implementing Agency
89.	Providing submersible pump, motor, pipe with all electrical installation and boring with casing at – Parvatpur, Bokonda Village	Water supply	4.89	4.89	4.89	Implementing Agency

90.	Providing 10 Nos. hand pumps in different villages in nearby village of Salanpur Area	Water supply	6.53	6.53	6.53	Implementing Agency
91.	Medical Activity-Kenda	Medical	1.25	0.57	0.57	Direct
92.	Medical Activity-Sodepur	Medical	1.25	1.24	1.24	Direct
93.	Black topping of road from Balia More to Area office	Infrastructure	30.00	21.02	21.02	Implementing Agency
94.	ATDC training camp at Deoghar 3rd Batch	Skill Development	4.48	4.48	4.48	Implementing Agency
95.	ATDC training camp at Deoghar 4th Batch	Skill Development	4.48	3.49	3.49	Implementing Agency
96.	ATDC training camp at Deoghar 5th Batch	Skill Development	4.48	4.48	4.48	Implementing Agency
97.	ATDC training camp at Deoghar 6th Batch	Skill Development	4.48	4.00	4.00	Implementing Agency
98.	ATDC training camp at Deoghar 7th Batch	Skill Development	4.48	4.48	4.29	Implementing Agency
99.	Construction of 2 Nos. classroom with stairs at Sidhu Kanu School, Lalmatia	Infrastructure	15.00	13.46	13.46	Implementing Agency
100.	Laying pipeline works at Nima School Muslim tola from Bore hole point	Water supply	8.00	8.39	8.39	Implementing Agency
101.	Laying pipeline works at Nima school Santhalitola	Water supply	8.00	7.22	7.22	Implementing Agency
102.	Laying pipeline works at Hijukita Mahto Tola from bore hole point	Water supply	8.00	7.92	7.92	Implementing Agency
103.	Drilling and commissioning of bore well at Lohandiha Basti	Water supply	17.00	16.92	16.92	Implementing Agency
104.	Drilling and commissioning of bore well at Basdiha	Water supply	8.50	8.43	8.43	Implementing Agency
105.	Boring and commissioning of bore well at Lalghutua	Water supply	8.50	8.37	8.37	Implementing Agency
106.	Drilling and commissioning of bore well at Bhado Tola	Water supply	8.50	8.45	8.45	Implementing Agency

107.	Drilling and commissioning of bore well at Nima Kala Adiwasi Tola	Water supply	8.50	8.42	8.42	Implementing Agency
108.	Drilling and commissioning of bore well at Jatakothi	Water supply	8.50	7.31	7.31	Implementing Agency
109.	Drilling and commissioning of bore well at Nayabhorai	Water supply	8.50	8.46	8.46	Implementing Agency
110.	Drilling and commissioning of bore well at Chota Simra	Water supply	8.50	7.98	7.98	Implementing Agency
111.	Drilling and commissioning of deep tube well at Pirpainti	Water supply	8.50	8.17	8.17	Implementing Agency
112.	Construction of PCC Road at Naya Tola Nima Kala Village	Infrastructure	8.00	7.48	7.48	Implementing Agency
113.	Construction of 200 ft long drain near Hanuman Mandir at Basuwa Chowk	Infrastructure	4.00	3.99	3.99	Implementing Agency
114.	Ambulance	Medical	0.54	0.53	0.53	Direct
115.	Eye Camp (Health Care)	Medical	3.09	3.09	3.09	Direct
116.	Construction of toilet at girls school Kendua	Infrastructure	3.5	1.45	1.45	Implementing Agency
117.	Renovation of water supply pipeline Hijukita village	Water supply	5.0	4.97	4.97	Implementing Agency
118.	Cleaning and repairing of 3 Nos. wells at Simlong Colliery	Water supply	1.25	0.92	0.92	Implementing Agency
119.	Construction of approach road and leveling the ground at Girl's Madrasa, Kendua	Infrastructure	3.95	3.90	3.90	Implementing Agency
120.	Construction of Bus Shed with 2 Nos. Urinals at Basua Chowk at Mahagama	Infrastructure	7.0	4.41	4.41	Implementing Agency
121.	Excavation of pond at Ghatiari Kendua Panchayat	Water supply	8.0	7.95	7.95	Implementing Agency
122.	Deep bore well with pipeline at Tetaria village near Bajrangbali mandir	Water supply	8.5	3.97	3.97	Implementing Agency
123.	Installation of 60 Nos. hand pumps in different village	Water supply	45.00	45.00	45.00	Implementing Agency

124.	Construction of PCC road at Telegama Village	Infrastructure	26.91	26.80	26.80	Implementing Agency
125.	Community toilet (15 Nos.) at 10 different villages	Infrastructure	50.00	43.20	43.20	Implementing Agency
126.	Drilling and commissioning bore well at Hizukita village	Water supply	4.96	1.17	1.17	Implementing Agency
127.	Drilling and commissioning of 2 Nos. bore well at Bhado Tola & 1 No. at Basdiha	Water supply	25.23	6.27	6.27	Implementing Agency
128.	Drilling and commissioning of one no bore well each at Bagjodi, Chitrakothi and Lalmatia	Water Supply	25.23	15.94	15.94	Implementing Agency
129.	Drilling and commissioning of 2 Nos. bore well at Lohar Tola & 1 No. at Dakaita	Water supply	25.23	14.49	14.49	Implementing Agency
130.	Drilling and commissioning of 3 Nos. bore wells at Lohandia	Water supply	25.23	10.42	10.42	Implementing Agency
131.	Excavation of one new well at Japani Village of Simlong Colliery	Water supply	2.75	2.54	2.54	Implementing Agency
132.	Repair of 15 nos wells at Jatakoti Diyajori (Mahamagama)	Water supply	3.50	3.50	3.50	Implementing Agency
133.	Drilling and commissioning 2 nos bore well at Lalmatia Mission Area	Water supply	16.82	3.69	3.69	Implementing Agency
134.	Drilling and commissioning of 2 Nos. bore wells at Nayabhorai	Water supply	17.00	10.51	10.51	Implementing Agency
135.	Constn of drain and 4 no culvert along Hatia and Bouri Para road at Chitra under S. P. Mines Area	Infrastructure	6.00	5.99	5.99	Implementing Agency
136.	Strengthening of existing road approaching to Barmaria	Infrastructure	7.25	7.22	7.22	Implementing Agency
137.	Construction of PCC Road from main road under Chitra Gram Panchayat	Infrastructure	5.50	5.50	5.50	Implementing Agency
138.	Deepening of Petari Gadia pond at Chhata Dangal under Jamua Panchayat.	Water supply	8.93	8.90	8.90	Implementing Agency

139.	Construction of cement concrete road (150 m) from Anganbari Centre to main road at Morhabadi	Infrastructure	2.73	2.70	2.70	Implementing Agency
140.	Construction of PCC Road (345m) from main road to yadavtola at Morhabadi village	Infrastructure	6.29	6.25	6.25	Implementing Agency
141.	Construction of brick wall around Filter Sump at Hat-Talla at Chitra village	Infrastructure	1.43	1.43	1.43	Implementing Agency
142.	Providing PCC Road in Adiwasiatola at Shahjori village	Infrastructure	7.29	7.29	7.29	Implementing Agency
143.	Supply of medicine to villagers	Medical	1.98	1.98	1.98	Implementing Agency
144.	Misc. Expenditure	Others	0.40	0.40	0.40	Direct
145.	Construction of 2 Nos. water reservoir at Sonepur village	Water supply	2.46	0.94	0.94	Implementing Agency
146.	Repair of well platform at Sonepur Village	Water supply	0.31	0.29	0.29	Implementing Agency
147.	Construction of one community hall at Basak Danga	Infrastructure	5.70	1.25	1.25	Implementing Agency
148.	Renovation of Bamun Bandh near R. N Colony	Infrastructure	0.73	0.72	0.72	Implementing Agency
149.	Construction of Community Hall at Dobrana	Infrastructure	4.33	0.90	0.90	Implementing Agency
150.	Construction of library room cum prayer room at Gaighata	Infrastructure	2.06	1.17	1.17	Implementing Agency
151.	Construction of operation theatre in Lions Club of Bahula Health Unit	Infrastructure	3.92	3.30	3.30	Implementing Agency
152.	Medical activity- Sonepur Bazari	Medical	1.25	1.02	1.02	Direct
153.	Mobile Medical Van	Medical	2.71	2.53	2.53	Implementing Agency
154.	Sensitizing men and women for the capacity building / community empowerment / sustainability surrounding the villages of Sonepur Bazari	Training	0.40	1.20	1.02	Implementing Agency

155.	Medical Camps-Mugma	Medical	1.25	0.44	0.44	Direct
156.	Laying GI Pipeline from 2 Nos. pit filtration plant to Topatand Village under Badjna Colliery	Water supply	10.00	9.95	9.95	Implementing Agency
157.	Providing & Fixing GI Pipeline for water supply of Ramkanali Village near Chapapur Colliery	Water supply	7.29	6.41	6.41	Implementing Agency
158.	Mobile Ambulance	Medical	1.829	1.829	1.829	Direct
159.	CIL Foundation Weeks	Medical	0.135	0.135	0.135	Direct
160.	World Aids Day	Medical	0.20	0.20	0.20	Direct
161.	Hydrocele camp	Medical	0.064	0.064	0.064	Direct
162.	Hernia Camp	Medical	0.087	0.087	0.087	Direct
163.	Super specialty clinic	Medical	0.195	0.195	0.195	Direct
164.	Construction of additional classroom at Mahila College, Godda	Infrastructure	295.08	147.584	147.584	Implementing Agency
165.	Construction of additional classroom and other development works at Deoghar College, Deoghar	Infrastructure	295.08	192.584	192.584	Implementing Agency
166.	Construction of administrative and workshop building for ITI at Lalmatia at Rajmahal Area	Infrastructure	462.84	231.42	231.42	Implementing Agency
167.	Baseline survey expenditure for TISS Team	Miscellaneous	0.24	0.24	0.24	Implementing Agency
168.	Payment to TISS for CSR work	Miscellaneous	4.058	3.12	3.12	Implementing Agency
169.	Reimbursement of expenditure incurred for the visit of Shri A M Patankar, Ex-Head, TTCD, BARC, Mumbai for presentation of AKRUTI	Miscellaneous	0.028	0.028	0.028	Implementing Agency
170.	Reimbursement of travel fare of Shri A M Patankar, Ex-Head, TTCD, BARC, Mumbai	Miscellaneous	0.24	0.24	0.24	Implementing Agency

171.	Implementation of selected technologies of AKRUTI Tech-Pack	Training	0.98	0.98	0.98	Direct
172.	Advertising in Trade fair regarding CSR activities of ECL	Miscellaneous	0.081	0.081	0.081	Implementing Agency
173.	Installation of 60 Nos. Solar Street Light in 10 Nos. of villages of Kulti Municipality	Solar Light	9.92	4.46	4.46	Implementing Agency
174.	Village Football Tournament, Super cup followed by coaching camps by Vivekananda Sports Academy	Sports	15.245	4.762	4.762	Implementing Agency
175.	Construction of classroom of Ramakrishna Ashram Vidyapith at Parbelia	Infrastructure	5.49	8.245	8.245	Implementing Agency
176.	Establishment of web-based feedback system for CSR at ECL	Miscellaneous	14.906	14.906	14.906	Implementing Agency
177.	For CSR Document Printing	Miscellaneous	0.015	0.015	0.015	Direct
178.	Vivekananda Yoga Anusandhana Samsthana	Medical	2.10	2.10	2.10	Direct
179.	Printing Expenses	Miscellaneous	0.132	0.132	0.132	Direct
180.	CSR Vision Magazine	Miscellaneous	0.04	0.04	0.04	Direct
181.	Construction of shed at Bouri para, Ukhra village	Infrastructure	0.86	1.11	1.11	Implementing Agency
182.	Construction of cement concrete pavement at Bouri para	Infrastructure	0.45	0.578	0.578	Implementing Agency
183.	Construction of cycle stand at Khadna high school	Infrastructure	0.69	0.471	0.471	Implementing Agency

REPORT ON CORPORATE GOVERNANCE:**(1) Philosophy:**

Corporate Governance may be defined as a set of systems, processes and principles which ensure that a company is governed in the best interest of all stakeholders. ECL firmly believes that Corporate Governance is a culture under which an organization is nurtured and flourishes by using its core values and the means by which it fulfills the public trust and its stakeholders' expectations. At ECL, it is not just a compliance with laws and ethical standards instead it is an important business investment which is not only necessary to preserve our reputation but also crucial for obtaining and retaining our business.

Transparency, accountability and integrity are the main ingredients of good corporate governance. Your company as a good corporate citizen believes in adhering to the highest standards of corporate governance. ECL provides appropriate access to information to the citizens of India under the provisions of Right to Information (RTI) Act, 2005.

(2) Board of Directors:**(A) Composition of the Board:**

We are a Government company within the meaning of section 2(45) of the Companies Act, 2013 as Coal India Limited holds entire paid-up share capital. As per Articles of Association the power to appoint Directors rests with the President of India.

In terms of Articles of Association of the company strength of our Board shall not be less than 3 Directors and not more than 15 Directors. These Directors may be either whole-time Functional Directors or part-time Directors. The Directors are not required to hold any qualification share.

As on 31st March 2014, Board comprised 12 Directors, out of which 5 were whole-time Functional Directors including Chairman-cum-Mg. Director.

Director, Ministry of Coal (MoC) was a Govt. nominee representing MoC (w.e.f 01.06.2012). Director (Finance), CIL was nominated on the Board of Eastern Coalfields Limited (w.e.f 03.12.2012). BIFR has appointed a Special Director on the Board of Eastern Coalfields Limited w.e.f 24.12.2010.

The government also nominated 4 (four) part time non-official directors on the Board of ECL.

The Directors bring to Board wide range of experience and skills.

DIRECTORS:

During the year 2013-14, Shri Rakesh Sinha was the Chairman-cum-Managing Director of the Company. The other Directors on the Board of the Company during 2013-14 were Shri A. Chatterjee, Shri V. Peddanna, Shri K.K. Gautam, Shri Subrata Chaudhuri, Shri S.K. Mohanty, Shri S.M. Lodha, Shri S.M. Sharma, Shri S.K. Srivastava (till 31.10.2013), Shri S. Chakravarty, Shri C.K. Dey, Shri Ramesh Chandra and Shri K.S. Patro (w.e.f 01.11.2013).

Brief profile of Directors is enclosed as **Annexure - B**.

Service Contract:

Directors of the company are appointed by the President of India. The terms and conditions of appointment of Whole-time Functional Directors are decided by the President of India in terms of Articles of Association of the Company. BIFR has appointed a Special Director on the Board of Eastern Coalfields Limited and the terms and conditions of his appointment are laid down by BIFR. The terms and condition of non-official part time directors are laid down by the Ministry of Coal.

(B) Board Meetings:

Meetings of Board of Directors are normally held at Sanctoria/Kolkata for the convenience of Directors. Company has well defined procedures for meetings of Board of Directors and Committees thereof so as to facilitate decision making in an informed and efficient manner.

During the financial year ended 31st March 2014, 8 Board meetings were held as against the minimum requirement of 4 meetings. The details of the Board meetings are as follows:

Date	Board of Directors							
	Functional		Part-time Official		Part Time Non-Official		Total	
	Strength	Present	Strength	Present	Strength	Present	Strength	Present
19.05.2013	5	5	2	2	5	5	12	12
06.06.2013	5	5	2	2	5	3	12	10
26.07.2013	5	5	2	2	5	4	12	11
24.09.2013	5	5	2	1	5	4	12	10
29.10.2013	5	5	2	2	5	5	12	12
20.12.2013	5	5	2	1	5	3	12	9
29.01.2014	5	5	2	2	5	4	12	11
10.03.2014	5	4	2	2	5	2	12	8

Details of number of Board meetings attended by each of the Directors are given below :

Sl. No.	Directors	Board Meetings		No. of other Directorships
		Held during the tenure	Attended	
	Functional Director :			
1	Shri Rakesh Sinha Chairman-cum-Mg. Director	8	8	NIL
2	Shri S.K. Srivastava Director (Personnel) (up to 31.10.2013)	5	5	NIL
3	Shri S. Chakravarty Director (Technical) Opn.	8	8	NIL
4	Shri C. K. Dey Director (Finance)	8	8	NIL
5	Shri Ramesh Chandra Director (Technical) P&P	8	8	NIL
6	Shri K.S Patro Director (Personnel) (w.e.f 01.11.2013)	3	2	NIL
	Part-time Official Directors:			
7	Shri V. Peddanna Director, MoC	8	7	NIL
8	Shri A. Chatterjee Director (Finance), CIL	8	7	2
	Special Director appointed by BIFR:			
9	Shri K.K.Gautam	8	7	NIL
	Part Time Non-Official Director:			
10	Shri Subrata Chaudhuri	8	5	NIL
11	Shri S.K. Mohanty	8	8	NIL
12	Shri S.M. Lodha	8	2	6
13	Shri S.M. Sharma	8	8	NIL

(C) Remuneration of the Director :**(i) Functional Directors :**

Name	Designation	Remuneration for the year 2013-14 (Amount in ₹)		
		All elements of remuneration package (i.e. salary, pension, P.F., gratuity etc.)	Other benefits	Total
Shri Rakesh Sinha	Chairman-cum-Mg. Director	2845532	-	2845532
Shri S.K. Srivastava	Director (Personnel) (up to 31.10.2013)	1538385	698063	2236448
Shri S. Chakravarty	Director (Technical) Opn.	2295590	18640	2314230
Shri C. K. Dey,	Director (Finance)	2489604	-	2489604
Shri Ramesh Chandra	Director (Technical) P&P	2556832	310384	2867216
Shri K.S. Patro,	Director (Personnel) (From 01.11.2013)	1026659	-	1026659

(ii) Part-time official Directors:

No remuneration is paid to the Part-time official Directors by the Company.

(iii) Part-time Non-official Directors:

No remuneration is being paid to Part-time Non-official Directors except sitting fee. Details of sitting fee paid for attending Board / Committee Meetings are shown below.

SI. No.	Name of the Director	Total Sitting Fee Paid (₹)
1	Shri K.K. Gautam	2,30,000
2	Shri Subrata Chaudhuri	2,00,000
3	Shri S.K. Mohanty	2,10,000
4	Shri S.M. Lodha	90,000
5	Shri S.M. Sharma	2,20,000
TOTAL		9,50,000

3. Board Committee:**[A] Audit Committee:**

Your Company has an independent Audit Committee. The composition, procedures, powers and role/ functions of the Audit Committee, constituted by the Company is to comply with the requirements of the Companies Act.

Scope of Audit Committee:

The scope of Audit Committee is as follows:-

1. Overseeing of the company's financial reporting process and the disclosure of its financial information to ensure that the financial statement is correct, sufficient and credible.
2. Recommending to the Board the fixation of audit fees.
3. Recommendation to the Board for fixation of fees to statutory auditors for any other services rendered by the statutory auditors.
4. Reviewing, with the management, and ensuring that the annual financial statements are in compliance with applicable laws before submission to the Board for approval, with particular reference to:
 - a) Matters required to be included in the Directors Responsibility Statement to be included in the Board's report in terms of section 134 (5) of the Companies Act, 2013;
 - b) Changes, if any, in accounting policies and practices;
 - c) Major accounting entries involving estimates based on the exercise of judgment by management;
 - d) Significant adjustments made in the financial statements arising out of audit findings;
 - e) Compliance with legal requirements relating to financial statements;
 - f) Disclosure of any related party transactions; and
 - g) Qualifications in the draft audit report.
 - h) The management discussion and analysis of financial condition and results of operations.
5. Reviewing, with the management, the quarterly financial statements before submission to the Board for approval.
6. Reviewing with the management, performance of internal auditors and adequacy of the internal control systems.
7. Reviewing the adequacy of internal audit function, if any including the structure of the internal audit department, staffing and seniority of the official heading the department, reporting structure coverage and frequency of internal audit and the information regarding appointment and / or removal of Internal Auditor.
8. Discussion with internal auditor and / or auditors any significant findings and follow up thereon.
9. Reviewing the findings of any internal investigations by the internal auditors / auditors / agencies into matters where there is suspected fraud or irregularity or a failure of internal control system of a material nature and reporting the matter to the Board.
10. Discussion with statutory auditors before the audit commences, about the nature and scope of audit as well as post-audit discussion to ascertain any area of concern.

11. Looking into the reasons for substantial default in the payment to the depositors, debenture holders, shareholders (in case of non-payment of declared dividends) and creditors.
12. Reviewing the functioning of the Whistle Blower Mechanism.
13. Reviewing the follow up action on the audit observations of the C&A G audit.
14. Any difficulties encountered during audit work including any restrictions on the scope of activities or access to required information.
15. Reviewing the follow up action taken on the recommendations of Committee on Public Undertakings (COPU) of the Parliament.

Composition:

Audit Committee comprised of 1 (One) part-time official directors viz. Shri V. Peddanna, 4 (four) part-time non-official directors viz. S/Shri S. Chaudhuri, S.K. Mohanty, S.M. Lodha and S.M. Sharma, 1 (one) Special Director viz. Shri K.K. Gautam and 1 (one) Functional Director viz. Shri S. Chakravarty, Director (Technical) Operations. Audit Committee was reconstituted by the Board on 24.09.2013 and Shri A. Chatterjee, Director (Finance), CIL was made a member of the committee in addition to the existing members.

Director (Finance) and General Manager (F)/HOD (IA) are the permanent invitee to the Audit Committee and Company Secretary is Secretary to the Committee.

Shri S.M. Sharma, part-time non-official director was Chairman of the Committee.

10 (ten) meetings of the Audit Committee were held during the financial year 2013-14. The details of the Audit Committee Meeting are as follows:

Date	Members							
	Functional		Part-time Official		Part Time Non-Official		Total	
	Strength	Present	Strength	Present	Strength	Present	Strength	Present
08.04.2013	1	1	1	0	5	4	7	5
19.05.2013	1	1	1	1	5	5	7	7
06.06.2013	1	1	1	1	5	3	7	5
02.07.2013	1	1	1	1	5	5	7	7
26.07.2013	1	1	1	1	5	4	7	6
31.08.2013	1	1	1	0	5	5	7	6
23.09.2013	1	1	1	0	5	3	7	4
28.10.2013	1	1	2	2	5	5	8	8
28.01.2014	1	1	2	2	5	3	8	6
09.03.2014	1	1	2	2	5	2	8	5

Audit Committee Attendance:

Details of number of Audit Committee meetings attended by each of the members are given below:-

Sl. No.	Members	Meeting held during respective tenure of members	No. of Meetings attended.
1	Shri S.M. Sharma	10	10
2	Shri V. Peddanna	10	7
3	Shri A. Chatterjee (w.e.f. 24.09.2013)	3	3
4	Shri K.K. Gautam	10	9
5	Shri S.K. Mohanty	10	9
6	Shri S.M. Lodha	10	5
7	Shri S. Chaudhuri	10	6
8	Shri S. Chakravarty	10	10

[B] Committee for Evaluation, Appraisal and Approval of Projects

In the 246th meeting of the Board, a Committee for Evaluation, Appraisal and Approval of projects was constituted. The committee was reconstituted in the 261st ECL Board Meeting held on 19.5.2013. During the year 2013-14, 6 (six) meetings of the Committee for Evaluation, Appraisal and Approval of Projects were held i.e on 19.05.2013, 26.07.2013, 31.08.2013, 24.09.2013, 28.01.2014 & 08.03.2014. The Chairman of the Committee was Shri Rakesh Sinha (up to 19.05.2013) and Shri S. Chaudhuri (w.e.f 20.05.2013). The details of members and their attendance at meetings are given below:

Sl. No.	Members	Meeting held during respective tenure of members	No. of Meetings attended
1	Shri Rakesh Sinha (upto 19.05.2013)	1	1
2	Shri Subrata Chaudhuri	6	6
3	Shri V. Peddanna	6	3
4	Shri K.K. Gautam	6	5
5	Shri S.M. Lodha	6	2
6	Shri S. Chakravarty	6	6
7	Shri C.K. Dey	6	5
8	Shri Ramesh Chandra (w.e.f. 19.5.13)	5	5

[C] Committee on C.S.R. & Sustainability.

A committee on Sustainable Development was constituted by ECL Board in its 249th Meeting held on 29th December, 2011. The Committee was re-constituted and renamed as Committee on C.S.R and Sustainability in the 261st ECL Board Meeting held on 19.05.2013. The Committee was further re-constituted in the 266th ECL Board Meeting held on 20.12.2013. The Chairman of the Committee was Shri Subrata Chaudhuri (up to 19.05.2013) and Shri Rakesh Sinha (w.e.f 19.05.2013). During the year

2013-14, 4 (four) meetings of the Committee on C.S.R. & Sustainability were held i.e. on 27.06.2013, 23.09.2013, 29.10.2013 and 29.01.2014. The details of members and their attendance at meeting are given below:

Sl. No.	Members	Meeting held during respective tenure of members	No. of Meetings attended
1	Shri Rakesh Sinha (w.e.f 19.05.2013)	4	4
2	Shri V. Peddanna (w.e.f 19.05.2013)	4	2
3	Shri K.K. Gautam	4	2
4	Shri Subrata Chaudhuri	4	3
5	Shri S. K. Mohanty (w.e.f 19.05.2013)	4	4
6	Shri S.M. Sharma	4	4
7	Shri S.K. Srivastava (up to 31.10.2013)	3	3
8	Shri S. Chakravarty (w.e.f 19.05.2013)	4	4
9	Shri Ramesh Chandra (w.e.f 19.05.2013)	4	4
10	Shri K.S. Patro (w.e.f 20.12.2013)	1	1

[D] Remuneration Committee

Remuneration Committee was constituted in the 250th meeting of Board. The Committee consists of Shri S.K. Mohanty, Shri S.M. Lodha, Shri K.K. Gautam and Shri S.K. Srivastava (up to 31.10.2013). Company Secretary is the secretary to the Committee.

Scope of the Committee: The committee would deal the issues which would be referred to it by the Board from time to time.

No meeting of this committee was held during the year.

[F] Committee on Research & Development Activities.

A committee on research & Development was constituted by ECL Board in its 249th Meeting held on 29th December, 2011. The committee consists of Shri Subrata Chaudhuri, Shri S.M. Sharma, Shri K.K. Gautam and Shri S.K. Srivastava (up to 31.10.2013). The Chairman of the Committee is Shri Subrata Chaudhuri. The Company Secretary is secretary to the committee.

No meeting of this committee was held during the year.

Statutory Auditors:

Under Section 619(2) of the Companies Act, 1956 the following Chartered Accountants Firms were appointed by the Comptroller and Auditor General of India for conducting audit of the financial accounts of the company for the year 2013-14:

Statutory Auditors:

1. M/s. Dutta Sarkar & Co., 7A, Kiran Sankar Roy Road, 2nd Floor, Kolkata-700001

Branch Auditors:

2. M/s. Lodha & Co., 14 Government Place East, Kolkata-700069
3. M/s R P Boobna & Co., Karnani Estate, 209 AJC Bose Road, 2nd Floor, Room No.-87, Kolkata-700017
4. M/s. L B Jha & Co., GF-1, Gillander House, 8, Netaji Subhas Road, Kolkata- 700001
5. M/s. U S Saha & Co., 35, Bahir Sarbamangla Road, Burdwan-713101
6. M/s. Roy Ghosh & Associates, 39, Kalna Road, Badamtala, Burdwan-713401

Annual General Meeting :

Particulars of Annual General Meeting of Shareholders of the company held during last 3 years were as under :

Year	Date & Time	Place	Attendance	Special Resolution, if any
2010-11	23.05.2011 11:00 AM	Sanctoria	Shri Rakesh Sinha, CMD, ECL Shri Annirudha Pal, Sr. Officer (F), CIL Shri S. Chakravarty, D (T), Operations, ECL (member of Audit Committee) Shri N. Kumar, D (T), P&P, ECL Shri A.K. Soni, D (F), ECL	–
2011-12	21.05.2012 4:00 PM	Sanctoria	Shri Rakesh Sinha, CMD, ECL Shri B. Bhattacharya, Sr. Manager (F), CIL, Representative of CIL, Chairman, CIL and Director (Finance), CIL Shri S.K. Srivastava, D (P), ECL Shri S. Chakravarty, D (T), Operations, ECL (member of Audit Committee) Shri A.K. Soni, D (F), ECL	–
2012-13	25.05.2013 11:00 AM	Sanctoria	Shri Rakesh Sinha, CMD, ECL Shri D. Sett, Chief Manager(F), CIL, Representative of CIL, Chairman, CIL and Director (Finance), CIL Shri S.M. Sharma, Chairman, Audit Committee Shri S.K. Srivastava, D (P), ECL Shri S. Chakravarty, D (T) Operation, ECL (member of audit committee) Shri C.K. Dey, D(F), ECL	–

No Special Resolution was passed through postal ballot at any of the General Meetings of the members held during the above three years.

4. DISCLOSURES:**(a) Related Party Transactions:**

As per the disclosures given by the Directors of the company there were no related party transactions that have potential conflict with the interest of the company at large.

(b) Code of Conduct for Directors and Senior Executives:

The Code of Conduct for Directors and Senior Executives was approved by the Board of Directors of the company in its 214th Meeting held on 15th October, 2007. This was circulated to the

Directors and senior executives and obtained their affirmation. It was also uploaded in the website of the company www.easterncoal.gov.in.

(c) Accounting Treatment:

The financial statements are prepared in accordance with applicable mandatory Accounting Standards and relevant presentational requirements of the Companies Act, 1956.

(d) Risk Management, Fraud Prevention and Identification:

Risk Assessment and Mitigation Policy has been approved by the ECL Board in its 257th Meeting held on 05.11.2012.

(e) CEO/CFO Certification:

A certificate duly signed by Shri Rakesh Sinha, Chairman-cum-Mg. Director and Shri C.K. Dey, Director (Finance) was placed in the 269th Board Meeting is annexed to the Corporate Governance Report as **Annexure-C**.

5. Means of Communications:

Annual Report, Operational and financial performance of the company is uploaded in company's website www.easterncoal.gov.in.

Apart from Annual Accounts, quarterly review of accounts is also conducted by the statutory auditors of the company.

6. Audit Qualifications:

It is always the company's endeavour to present an unqualified financial statement. Management reply to the statutory auditors' observations on the accounts of the company for the year ended 31st March, 2014 are furnished as an Annexure to Directors' Report. Comments of the Comptroller and Auditor General of India under section 619(4) of the Companies Act, 1956 on the accounts of Eastern Coalfields Limited for the year ended 31st March, 2014 are also enclosed.

7. Training of Board Members:

The Functional Directors are the heads of the respective functional areas by virtue of their possessing the requisite expertise and experience. They are aware of the business model of the company as well as the risk profile of the company's business. The Part-time Directors are also fully aware of the company's business model.

8. Shareholding pattern of the Company:

100% shares of the company are held by Coal India Ltd.

9. Whistle Blower Policy:

The company promotes ethical behavior in all its business activities. The Board has put in place mechanism of reporting illegal or unethical behavior. Employees are free to report violation of laws, rules, fraud or unethical conduct to the Competent Authority. The reports received from any employee will be reviewed by the Screening Committee. The management personnel are obligated to maintain confidentiality of such reporting and ensure that the whistle blowers are not subjected to any discriminatory practices.

The Board of your company had accorded its approval in its 218th Meeting held on 27th March, 2008 to sign a MoU with M/s. Transparency International in line with the MoU entered into by CIL for implementation of Integrity Pact and the same was carried out.

10. The actual date of submission to DPE of completed data-sheet for PE Survey was 24.09.2013.

PROFILE OF DIRECTORS

Brief resume of all Directors, nature of their expertise in specific functional areas and names of companies in which they hold Chairmanships, Directorships, Memberships of Board/Committees are given below.

Shri Rakesh Sinha (59) has graduated mining engineering in 1977 from National Institute of Technology, Raipur. He also holds First Class Mine Manager's Certificate of Competency (COAL). He joined Coal India limited on 18th November, 1977 and was posted at Bharat Coking Coal Limited as Junior Executive Trainee. Thereafter he worked in different capacities in various mines of BCCL including prestigious Moonidih Project, the first completely mechanised mine in India.

Shri Sinha was transferred to South Eastern Coalfields Limited in April, 1989, where he worked in different capacities like Superintendent of Mines/Manager, Project Officer, General Manager and Technical Secretary to Director (Technical) OP, SECL. He also worked as Project Officer of prestigious high capacity Gevra Opencast Project where on 18.03.2007 coal production reached to a level of 1.00 L.Te, which was ever highest till then from a single project on a day in the history of Coal India Limited. Subsequently in April, 2007 on promotion as Chief General Manager he was again transferred back to his parent Company i.e., BCCL and took over the charge of Chief General Manager, Lodna Area.

Shri Sinha was selected for the post of Director (Technical), Bharat Coking Coal Limited in September 2007 and joined as Director (Technical) Operation in June, 2008. Under his dynamic leadership there were remarkable improvements in different spheres at BCCL.

Due to his proven track record and managerial capability he was selected as Chairman-cum-Mg. Director, Eastern Coalfields Limited in August, 2010. He took over as Chairman-cum-Mg. Director on 23rd December, 2010. He has a vast experience as practicing Mining Engineer in different mining conditions.

After taking over the charge of Chairman-Cum-Managing Director by virtue of implementation of different action plans, enforcement of strict discipline, maintaining proper liaison with Administration and close monitoring by him the Company consistently maintained all round improvement in all the fields of Production, Productivity, Despatch, Profitability and Welfare/CSR activities as well. During 2012-13 new records were created surpassing all the past achievements in a number of fields like highest ever Coal Production, Off-take, OB Removal, Productivity, Capacity Utilisation, Profitability etc. since inception of the Company. It is expected that under his dynamic leadership the company is poised to come out of the BIFR by the end of current fiscal 2013-14 i.e. a year ahead of the projection in the modified revival plan.

Sri Sinha visited different countries of Europe and China in connection with Powered Support Longwall equipment and global leadership programme arranged by IMI, Delhi. He also accompanied the business delegation to Mongolia lead by Hon'ble President of India during July 2011. In Sept 2012 he visited USA in connection with MINE EXPO and Mine visit at Wyoming State.

Sri Subrata Chakravarty, working as Director (Technical) in Eastern Coalfields Ltd. (A subsidiary of Coal India Ltd.), was born on 06-03-1958.

Having initial school education at Patha Bhawana, Santiniketan, he pursued his Graduation in Mining Engineering from Indian School of Mines, Dhanbad in the year, 1979. Thereafter, acquired Master of Computer Application from BIT, Mesra in the year 1997. He was awarded William Selkirk Scholarship and Haarlem-E-West Scholarship for higher studies in Imperial College of Science & Technology, London, which remained unavailed.

Sri Chakravarty has a vast experience in Mining Industry for more than 34 years. He has worked in different capacities of Management Administration, Production, Planning Functions in underground as well as opencast mines of CCL, BCCL, NCL and ECL. Prior to joining as Director Technical in ECL, he worked in various capacities like Chief General Manager/Technical Secretary to Chairman, Coal India Ltd., Chief General Manager, Amlohri Project, Northern Coalfields Ltd. He has an excellent track record of various performance indicators which has always been appreciated.

Sri Chakravarty has widely travelled foreign countries like U.S.A., Russia, Belarus, Germany, Switzerland, France, China, Singapore etc., as a part of Indian Delegation, U.N.D.P. and official tours. Sri Chakravarty is interested in reading books, singing and is a keen follower of all sports.

Sri Chandan Kumar Dey, Director (Finance) of Eastern Coalfields Limited was born in Kolkata on 10th September, 1958.

Sri Dey completed his schooling from Kendriya Vidyalaya in 1975 and graduated from Calcutta University in Commerce with Honours in Accountancy in the year 1978. Sri Dey is a Chartered Accountant and Cost Accountant.

Sri Dey has wide experience of over 32 years and served in different organizations of repute including Lovelock & Lewes, Dunlop India Ltd., NICCO Group, Balmer Lawrie & Co. Ltd. & Oil India Limited.

During his professional career Sri Dey headed the Accounts, Treasury, Taxation and Internal Audit functions and served as Chief Finance Officer. Sri Dey also headed the operations of Balmer Lawrie & Co. Ltd. in the United Kingdom for 3 years as Chief Operating Officer based in UK. Sri Dey has travelled extensively within India and Foreign countries like UK, France, Germany, Switzerland, USA, Hong Kong, UAE and the Central Asian Republics on official assignments.

Sri Dey is interested in reading books and loves music.

Sri Ramesh Chandra, 59 Years, Son of Late Hari Krishna, graduated in Mining Engineering in 1976 from Indian Institute of Technology, Banaras Hindu University, Varanasi and also holds 1st Class Mine Manager's Certificate of Competency (Coal) and qualified for 1st Class Mine Manager's Certificate of Competency (Metaliferous). He is recipient of B.H.U. Gold Medal and Robertson Medal (from MGMI). He joined Coal India Limited on 20th of September, 1976 and was posted at Bharat Coking Coal Limited as Junior Executive Trainee. Thereafter, he worked in different capacities in various mines of B.C.C.L. including more than 17 Years in prestigious Moonidih Project, the first completely mechanized U/g mine in India with Longwall technology and other modern mining method; besides the conventional mines of Board and Pillar system with both stowing and caving method of extraction of coal. He did M. Tech (Mining Engg.) from Indian School of Mines, Dhanbad in 1987 after joining CIL. He has vivid experience in coal mining for more than 37 years in various capacities of Management, Administration, Production, Planning, Ventilation in Underground as well as Opencast Mines of BCCL, SECL, MCL & NCL of Coal India Ltd. including ventilation of large highly gassy Degree-III Mines.

Sri Chandra was transferred and posted in SECL in May, 2002, where he worked in different capacities like Project Officer, Dy. G.M. and General Manager both in conventional and mechanized mines including open cast working with draglines.

Subsequently, on promotion in October, 2007, he was transferred to Mahanadi Coalfields Ltd. and took over the charge of CGM, Orient Area, which has thick seam mining with middle level mechanization, with the deployment of LHD and UDM. In July, 2009, he was transferred to Northern Coalfields Limited, where he headed Safety Division for about 3 years and about one year in Mega open cast project having 4 nos. of draglines and other major achievements. Sri Chandra has a remarkable contribution to the overall growth in production, safety standards and profit including environmental clearance of Bina Project from 6.0 M.T. to 7.5 M.T., and recipient of Green-Tech Gold Award for Environment.

He has also visited U.S.S.R. in connection with equivalent material modeling for strata control. He is a life member of Professional bodies like The Institution of Engineers, MGMI etc. since long.

Due to his proven track record and managerial capacity, he has been selected as Director (Technical) in Eastern Coalfields Limited in October, 2012 and has taken over the charge of the Office of Director (Technical) on 4th March, 2013.

Shri K.S. Patro, born on 3rd April, 1958, comes from a learned family of Ganjam, Odisha. Sri Patro, a graduate from KSUB College, Bhanjanagar (Odisha) with Economics Honours with Post Graduate Degree in Labour & Social Welfare.

Sri Patro joined Coal India Limited in 1982 as trainee Welfare Officer and posted to Eastern Coalfields Limited (ECL), a subsidiary company of Coal India Limited. At ECL he worked in different capacities, heading the Personnel Department in Units & Area level dealing with the multifarious functions related to Industrial Relation, workers welfare, Personnel matters especially wages & Salary administration, promotion etc.. During his long tenure at ECL he confronted a lot of delicate situations especially during major mining accident involving fatality at New Kenda mines (1994), Shamsundarpur Colliery and Bankola Colliery and with his rich field knowledge handled them effectively. After serving ECL for more than 27 years (1982-2009), joined Central Coalfields Limited (CCL) in the capacity of Chief Manager (Personnel) in 2009.

On being promoted during 2011 as General Manager (Personnel & IR) headed Personnel Department of CCL, Ranchi. CCL, a company with manpower of more than 50000, he established a harmonious liaison with Functional Trade Unions at Company level and maintained rapport with the nearby villages with the sole aim of Corporate Social Responsibility. With his innovative and positive approach the IR scenario of company was not only cordial but also positively contributed to the growth of the company in production, productivity, offtake, profitability and helped in creating high motivational environment among the workers, Project Affected Peoples and villagers at large. Sri Patro always concerned about the welfare of the employees contributed towards improvement of the socio-economic condition of the people living in periphery of company with thrust toward weaker section of society under Community Development (CD)/ corporate social Responsibility (CSR). At CCL he played a major role in adoption of 03 nos. of villages namely Lupungtoli, Seemartoli and Zari(The birth place of Martyr of 1971 Bangladesh war Sri Albert Ekka) under CSR, keeping a personal touch of all-round development of these villages with a special emphasis on health, education and welfare. He possesses a knack to visit workers colonies to know about their well-being.

With a vast experience of 32 years in Coal industry and innovative positive approach towards the work his achievements were instrumental in his success story and on being selected as Director (Personnel) of ECL assumed charge from 01st November, 2013 with a determination to bring comprehensive improvement of standard of living of the employees their families and the larger family of ECL consisting of the villagers, the poor and the downtrodden.

Sri V. Peddanna, (57) is the Director in the Ministry of Coal since May, 2011. Shri Peddanna graduated in Agriculture Sciences from Andhra Pradesh Agriculture University, Hyderabad. He has done Executive Masters in International Business from the Indian Institute of Foreign Trade. Further, he obtained M. Phil degree from Punjab University on Public Administration. His experience spanning 23 years include 4 years in the Ministry of Health & Family Welfare, 7 years in Department of Elementary Education in the Ministry of Human Resource Development, 5 years in the Ministry of Commerce & Industry and 3 years in Ministry of Personnel, Public Grievances L& Pensions. Before joining the Board of Eastern Coalfields Limited as representative of Govt. of India, he has worked as Govt. nominee on the Board of Directors of Northern coalfields Limited.

Sri Abhijit Chatterjee, ACA has assumed the charge of Director (Finance), Coal India Limited from 01.11.2012. Prior to this, he was working as Director (Finance) in Central Coalfields Limited from 08.03.2010. Before his joining in CCL, he has worked in Bharat Earth Movers Ltd (BEML) in the capacity of General Manager, Chief General Manager and Executive Director (Finance) from 01.10.1997 till 05.02.2010. He is also on the Board of South Eastern Coalfields Limited as Part Time Official Director.

He has rich experience in financial management of the company and has made significant contribution in BEML viz. Treasury Management, Customs Excise Duty, Service Tax, Insurance, Rail & Metro and Defence Product business marketing etc. Due to his efforts along with team members, BEML got benefit of around ₹ 8 crores in the area of Treasury Management. He was instrumental in arranging Marine-cum-storage-cum-erection Policy covering the risks of transit, storage, construction, fabrication, installation and commissioning in respect of Bangalore Metro Rail business for a period of 82 months from 18.02.2009 valued at ₹ 3.58 crore (approx.) payable in 15 instalments. He has also arranged Professional Indemnity Insurance to cover any risk arising out of professional negligence and errors in the design works from the period of commencement of work till 5 years after the date of issue of the performance certificate valued at ₹ 4.25 crore (approx.) in 4 instalments. These insurance covers were arranged for the first time in BEML by involving quotes for 10 underwrites in a very transparent manner within a period of 47 days only. He has also contributed in settling matters on Customs and Excise Duty related cases and as a result the company saved a substantial working capital of ₹ 54.86 crore.

On behalf of CCL, he has organized promotion of IPO floated by CIL. As a team leader of Coal Companies, he took up interest claim against HPGCL for delayed payment of coal dues and ensured quick, logical and favourable decision of Umpire in favour of Coal Companies to the extent of ₹ 75.00 crore (approx.). He has ensured improving realization from JSEB and TNVL. M/s. TNVL has signed FSA with CCL due to tremendous persuasion.

In his present capacity as Director (Finance), Coal India Limited (CIL), his main contributions includes Restructuring of capital of Bharat Coking Coal Limited (a subsidiary of CIL), by converting its outstanding Loan and Current account remittances obtained from CIL into 5% redeemable cumulative preference shares which enabled BCCL to report a positive net-worth and come out of BIFR without affecting the financial health of CIL (Standalone). He has been instrumental in Pre-empting foreign exchange loss by pre- paying loans and making the company virtually

debt free. Under his leadership, Critical Financial Surplus calculations made to pay to shareholders (including GOI) a onetime mammoth dividend (which is incidentally highest ever by CIL). The total amount of outgo was to the tune of about ₹ 21000 crore including dividend tax. He also made threadbare study on sluggish growth of Western Coalfields Ltd. (a subsidiary of Coal India Ltd.) both in financial and physical parameters, and has recommended ways and means for its betterment and revival. He has been regularly attending to numerous investors, analysts, prospective investors, bankers and so on to explain Coal India's policies, position and also replying to their specific queries both in India and abroad. This has enabled the market to hold a transparent updated view on CIL and maintain investment interest in CIL. He has helped in establishing an effective financial control to contain the cost per ton increase (year on year basis) at around 3% (for FY 2013-14), despite steep increase in inputs like diesel and contractual labour, which increased by around 14% and general CPI (Consumer Price Index) increase of about 7%.

He has attended Senior Management course at MDI, Gurgaon and also undergone training at various Management schools at Europe.

Shri Subrata Chaudhuri (67) is a Chair Professor in the Department of Mining Engineering, Indian School of Mines. Before joining academia, he served Indian coal sector for nearly four decades in production, planning and in Ministry of Coal (Govt. of India), and retired as CMD of CMPDI Ltd, a subsidiary of Coal India Ltd.

A graduate in Mining Engineering from University of Calcutta and post-graduate in Opencast Mining from Indian School of Mines, Shri Chaudhuri holds the professional 'First Class (Coal) Mine Managers' Certificate of Competency' issued by Ministry of Labour and Employment (India) for managing coal mines. He is a Fellow of Institution of Engineers (India) and a recognized qualified planner (RQP) in the panel of Ministry of Coal, Government of India.

Shri S.K. Mohanty, (66) joined the Indian Revenue Services in 1972. He retired as Chief Commissioner of Income Tax (CCIT), Orissa Bhubaneswar. He holds a master's degree in History and has also been trained at Indian Institute of Foreign Trade, New Delhi. During his tenure as an IRS Officer he held various prestigious posts such as Dy. Director/Dy. Secretary, DGS&D, Ministry of Supply, Gol, Director (Finance) and acting CMD of Orissa Power Generation Corporation (OPGC), Government of Orissa. He also held the post of CIT Chennai, CIT Vishakhapatnam, CIT Hyderabad, Chief CIT Hyderabad, Chief CIT Mumbai. His areas of specialisation/expertise are Financial Management, Taxation, Administration and other commercial matters. In 1988 Shri Mohanty won the Union Finance Minister's Highest Award for excellence in the field of collection and administration of Direct Taxes in India. Presently he is also Advisor (Finance & Taxation) to some corporate entities (both Indian and foreign). He is also Independent External Monitor (IEM) for Mahanadi Coalfields Limited, a subsidiary of Coal India Limited

Shri S.M. Sharma, (68) by profession is a business strategic advisor from Kanpur. He joined the ECL Board as a Financial Expert and Part-time Non-official Director. He holds Bachelor's Degrees in Law and Economics. He has wide and varied experience in auditing and has conducted the audit of various PSEs such as SBI, LIC, TAFCO, UP Bridge Corporation etc. He has also conducted audit of various reputed private sector companies such as Jagran Prakashan Limited (Dainik Jagran), Kothari Products Limited (Pan Parag), Rotomac Global Pvt. Ltd., Frontier Construction Co. Ltd., Miniature Bulb Industries Limited, Hitech Bio Sciences Ltd. etc. He is also on the panel for ADR i.e. Alternate Dispute Resolution/Redressal via mediation pertaining to investors grievances of NSE w.e.f 2012.

Shri Sharma is an expert in the field of business management, tax planning and consultancy. He has attended/participated in various professional seminars and workshops from time to time in India as well as abroad in UK, USA, France and Germany. He is Group Advisor to the Boards of Jagran Prakashan Ltd. (Dainik Jagran) and Rotomac Global Pvt. Ltd. He is also associated with Rave-3 Multiplex from the stage of ideation, conceptualisation to implementation and its successful operation.

Shri Sharma has been actively engaged in many social, charitable, environmental and cultural NGO's and associations. He is the founder Chairman of "PEHEL-The Initiative" a NGO.

Shri SM Lodha (63) is an Honours Graduate in Commerce, Law and MBA. He has over 36 years of cross industry experience in large Corporates and has been associated as Chief Executive Officer, advisor, and board member of reputed companies. He is on the board of SJVN Limited, Indsur Gears Limited, India Trade Promotion Organisation, Indsur Global Ltd., Crystal Palace Properties Pvt. Ltd., Indsur Stelcor Services Pvt. Ltd. He is well known name in the Financial Sector. Recently, International who's who society, USA has recognized him as one of the new member of appear in the 2011-2012 edition of international who's who of professionals having demonstrated exemplary achievement and distinguished contribution to business community.

Shri Krishna Kumar Gautam (68) is a M.Sc., L.L.B and worked as Senior Vice-President of National Bulk Handling Corporation Limited since 2007. He worked as Sr.Vice President of National Collateral Management Services Limited during 2006-07. He was also associated with Food Corporation of India in various capacities including Executive Director during the period from 1986 to 2006. He also worked as CEO of Agra Divisional Development Corporation from 1977 to 1986. He also worked in Bank of Baroda in various capacities from 1969 to 1977. He is an expert in Agro-commodities business including trading, Collateral Management and providing end to end solutions. He is also an expert in managing the Industrial Enterprises, Finance & Banking and various laws. He is also a Member of all Committees of Board of Eastern Coalfields Limited. He is also a fellow and member of Indian Council of Arbitration. He is also a member of I.G.R.P of National Stock Exchange.


To,
The Board of Directors,

CEO AND CFO CERTIFICATION

We, Rakesh Sinha, Chairman and Chandan Kumar Dey, Director (Finance), responsible for the finance function certify that:

- a. We have reviewed financial statements and the cash flow statement for the year ended 31st March, 2014 and that to the best of our knowledge and belief:
 - i. These statements do not contain any materially untrue statement or omit any material fact or contain statements that might be misleading.
 - ii. These statements together present a true and fair view of the company's affairs and are in compliance with existing accounting standards, applicable laws and regulations.
- b. To the best of our knowledge and belief, no transactions entered into by the company during the quarter ended 31st March, 2014 are fraudulent, illegal or violate of the company's code of conduct.
- c. We accept responsibility for establishing and maintaining internal controls for financial reporting and we have evaluated the effectiveness of internal control systems of the company pertaining to financial reporting and we have disclosed to the auditors and the Audit Committee, deficiencies in the design or operation of such internal controls, if any, of which they are aware and the steps they have taken or propose to take to rectify these deficiencies.
- d. We have indicated to the auditors and the Audit committee:
 - i. There has not been any significant changes in internal control over financial reporting during the quarter under reference:
 - ii. There has not been any significant changes in accounting policies during the year ; and
 - iii. We are not aware of any instance of significant fraud with involvement therein of the management or an employee having a significant role in the company's internal control system over financial reporting.

Date: 24-05-2014


Director (Finance)


Chairman-cum-Managing Director

ANNEXURE - VII

DUTTA
SARKAR & COMPANY
CHARTERED ACCOUNTANTS

7A, Kiron Sankar Roy Road,
2nd Floor,
Kolkata - 700 001

Auditors' Certificate on Compliance with the conditions of Corporate Governance

To the Members of Eastern Coalfields Limited

We have examined the compliance of conditions of Corporate Governance by Eastern Coalfields Limited (ECL, the Company) for the year ended 31st March, 2014.

The compliance of conditions of Corporate Governance is the responsibility of the management. The Company is the subsidiary of Coal India Limited, a Government Company which is listed and the shares of the Company (ECL) are not listed in any stock exchange so that Clause 49 of the listing agreement is not applicable. Under the circumstances our examination was carried out in accordance with the Guidance Note issued by the Institute of Chartered Accountants of India and was limited to procedures and implementation thereof, adopted by the Company for ensuring the compliance of the conditions of Corporate Governance. It is neither an audit nor an expression of opinion on the financial statements of the Company.

In our opinion and to the best of our information and according to the explanations given to us, we certify that the company has generally complied with the conditions of Corporate Governance.

We further state that such compliance is neither an assurance as to the future viability of the Company nor the efficiency with which the management has conducted the affairs of the Company.

For **DUTTA SARKAR & CO.**
Chartered Accountants

Date : 24th May, 2014
Place : Kolkata

Sd/-
(B. K. Dutta)
Partner
Membership No. 016175
Firm Registration No. : 303114E

Mitul Jain & Associates

3, Maharshi Debendra Road, 3rd Floor, Kolkata – 700 007

Mobile : + 91 91639 09775

E-mail : jmitul@ymail.com

Form No. MR-3

SECRETARIAL AUDIT REPORT

[Pursuant to section 204(1) of the Companies Act, 2013 and rule No. 9 of the Companies (Appointment and Remuneration Personnel) Rules, 2014]

SECRETARIAL AUDIT REPORT

FOR THE FINANCIAL YEAR ENDED 31ST March 2014.

To,
The Members,
Eastern Coalfields Limited.
Sanctoria, Dishergarh.
West Bengal-713333.

I have conducted the secretarial audit of the compliance of applicable statutory provisions and the adherence to good corporate practices by Eastern Coalfields Limited. Secretarial Audit was conducted in a manner that provided me a reasonable basis for evaluating the corporate conducts/statutory compliances and expressing my opinion thereon.

Based on my verification of the Eastern Coalfields Limited's books, papers, minute books, forms and returns filed and other records maintained by the company and also the information provided by the Company, its officers, agents and authorized representatives during the conduct of secretarial audit, I/We hereby report that in my/our opinion, the company has, during the audit period covering the financial year ended on 31st March 2014., Eastern Coalfields Limited complied with the statutory provisions listed hereunder and also that the Company has proper Board-processes and compliance-mechanism in place to the extent, in the manner and subject to the reporting made hereinafter.

I have examined the books, papers, minute books, forms and returns filed and other records maintained by Eastern Coalfields Limited for the financial year ended on 31st March 2014, I have checked all the documents according to the provision of:

- (i) The Companies Act, 2013 (the Act) and the rules made there under;
- (ii) The Securities Contracts (Regulation) Act, 1956 ('SCRA') and the rules made thereunder;
- (iii) The Depositories Act, 1996 and the Regulations and Bye-laws framed there under;
- (iv) Foreign Exchange Management Act, 1999 and the rules and regulations made there under to the extent of Foreign Direct Investment, Overseas Direct Investment and External Commercial Borrowings;

(v) The following Regulations and Guidelines prescribed under the Securities and Exchange Board of India Act, 1992 ('SEBI Act'):-

(a) The Securities and Exchange Board of India (Substantial Acquisition of Shares and Takeovers) Regulations, 2011;

(b) The Securities and Exchange Board of India (Prohibition of Insider Trading) Regulations, 1992;

(c) The Securities and Exchange Board of India (Issue a Capital and Disclosure Requirements) Regulations, 2009;

(d) The Securities and Exchange Board of India (Employee Stock Option Scheme and Employee Stock Purchase Scheme) Guidelines, 1999;

(e) The Securities and Exchange Board of India (Issue and Listing of Debt Securities) Regulations, 2008;

(f) The Securities and Exchange Board of India (Registrars to an Issue and Share Transfer Agents) Regulations, 1993 regarding the Companies Act and dealing with client;

(g) The Securities and Exchange Board of India (Delisting of Equity Shares) Regulations, 2009; and

(h) The Securities and Exchange Board of India (Buyback of Securities) Regulations, 1998;

I have also examined compliance with applicable clauses of the following:

(i) Secretarial Standards issued by The institute of Company Secretaries of India.

(ii) The Listing Agreements entered into by the Company with none of the Stock Exchange(s), there is no listing agreement;

During the period under review the Company has complied with the provisions of the Act, Rules, Regulations, Guidelines, Standards, etc. mentioned above subject to the following observations:

I further report that

The Board of Directors of the Company is duly constituted with proper balance of Executive Directors, Non-Executives Directors and Independent Directors. The changes in the composition of the Board of Directors that took place during the period under review were carried out in compliance with the provisions of the Act.

Adequate notice given to all directors to schedule the Board Meetings, agenda and detailed notes on agenda were sent at least seven day in advance, and a system exists for seeking and obtaining further information and clarifications on the agenda items before the meeting and for meaningful participation at the meeting. Majority decision is carried through while the dissenting members' views are captured and recorded as part of the minutes.

I further report that there are adequate systems and processes in the company commensurate with the size and operations of the company to monitor and ensure compliance with applicable laws, rules, regulations and guidelines.

Place:- Kolkata.

Date:- 31st May 2014



For **Mitul Jain & Associates**

C.P. No.:- 10850

Form No. MGT-9**EXTRACT OF ANNUAL RETURN
as on the financial year ended on 31.03.2014**

[Pursuant to section 92(3) of the Companies Act, 2013 and rule 12(1) of the Companies (Management and Administration) Rules, 2014]

I. REGISTRATION AND OTHER DETAILS:

- i) CIN:-U10101WB1975GOI030295
- ii) Registration Date:-01.11.1975
- iii) Name of the Company:- Eastern Coalfields Limited
- iv) Category/Sub-Category of the Company:- Private Company
- v) Address of the Registered office and contact details:- CMD's Office, Sanctoria, Post-Dishergarh, Dist. Burdwan, PIN-713333, West Bengal.
- vi) Whether listed company Yes / No: No
- vii) Name, Address and Contact details of Registrar and Transfer Agent, if any: NA

II. PRINCIPAL BUSINESS ACTIVITIES OF THE COMPANY

All the business activities contributing 10 % or more of the total turnover of the company shall be stated:-

SI. No.	Name and Description of main products / services	NIC Code of the Product/ service	% to total turnover of the company
1	Coal	0510	100 %

III. PARTICULARS OF HOLDING, SUBSIDIARY AND ASSOCIATE COMPANIES –

SI. No.	Name and address of the company	CIN/GLN	Holding/ Subsidiary/ Associate	% of shares held	Applicable Section of Companies Act 2013
1	Coal India Limited, 10 NS Road, Kolkata-700001	L23109WB1973GOI028844	Holding Company	100%	2(46)

IV. SHARE HOLDING PATTERN (Equity Share Capital Breakup as percentage of Total Equity)

a. Category-wise Share Holding

Category of Shareholders	No. of Shares held at the beginning of the year				No. of Shares held at the end of the year				% Change during the year
	De-mat	Physical	Total	% of Total Shares	De-mat	Physical	Total	% of Total Shares	
A. Promoters									
(1) Indian									
a) Individual/HUF		3	3	0.01		3	3	0.01	Nil
b) Central Govt.									
c) State Govt.									

Category of Shareholders	No. of Shares held at the beginning of the year				No. of Shares held at the end of the year				% Change during the year
	De-mat	Physical	Total	% of Total Shares	De-mat	Physical	Total	% of Total Shares	
d) Bodies Corp. e) Banks/FI f) Any Other....		22184497	22184497	99.99		22184497	22184497	99.99	Nil
Sub-total (A) (1):-	Nil	22184500	22184500	100	Nil	22184500	22184500	100	Nil
(2) Foreign									
a) NRIs - Individuals b) Other – Individuals c) Bodies Corp. d) Banks / FI e) Any Other....									
Sub-total (A) (2):-	Nil	Nil	Nil	Nil	Nil	Nil	Nil	Nil	Nil
Total Share holding of Promoter (A) = (A)(1)+(A)(2)	Nil	22184500	22184500		Nil	22184500	22184500	100	Nil
B. Public Shareholding									
1. Institutions									
a) Mutual Funds b) Banks / FI c) Central Govt. d) State Govt. e) Venture Capital Funds f) Insurance Co. g) FIs h) Foreign Venture Capital Funds i) Others (specify)									
Sub-total (B)(1):-	Nil	Nil	Nil	Nil	Nil	Nil	Nil	Nil	Nil
2. Non-Institutions									
a) Bodies Corp. i) Indian ii) Overseas b) Individuals i) Individual shareholders holding nominal share capital upto ₹ 1 lakh ii) Individual shareholders holding nominal share capital in excess of ₹ 1 lakh c) Others (specify)									
Sub-total (B)(2):-	Nil	Nil	Nil	Nil	Nil	Nil	Nil	Nil	Nil
Total Public Shareholding (B)=(B)(1)+(B)(2)	Nil	Nil	Nil	Nil	Nil	Nil	Nil	Nil	Nil
C. Shares held by Custodian for GDRs & ADRs	Nil	Nil	Nil	Nil	Nil	Nil	Nil	Nil	Nil
Grand Total (A+B+C)	Nil	22184500	22184500	100	Nil	22184500	22184500	100	Nil

b Shareholding of Promoters

Sl No.	Shareholder's Name	Shareholding at the beginning of the year			Share holding at the end of the year			% change in shareholding during the year
		No. of Shares	% of total Shares of the company	% of Shares Pledged / encumbered to total shares	No. of Shares	% of total Shares of the company	% of Shares Pledged / encumbered to total shares	
1	Coal India Limited	22184497	99.99	Nil	22184497	99.99	Nil	Nil
	TOTAL	22184497	99.99	Nil	22184497	99.99	Nil	Nil

c. Change in Promoters' Shareholding (please specify, if there is no change): There is no change in Promoters' Shareholding during the year. The details are given below:

Sl. No.	Particulars	Shareholding at the beginning of the year		Cumulative Shareholding during the year	
		No. of shares	% of total shares of the company	No. of shares	% of total shares of the company
1	At the beginning of the year	22184497	99.99	22184497	99.99
2	Date wise Increase / Decrease in Promoters Shareholding during the year specifying the reasons for increase / decrease (e.g. allotment / transfer / bonus/ sweat equity etc):	Nil	Nil	Nil	Nil
3	At the End of the year	22184497	99.99	22184497	99.99

d. Shareholding Pattern of top ten Shareholders (other than Directors, Promoters and Holders of GDRs and ADRs):

Sl. No.	For Each of the Top 10 Shareholders	Shareholding at the beginning of the year		Cumulative Shareholding during the year	
		No. of shares	% of total shares of the company	No. of shares	% of total shares of the company
1	At the beginning of the year				
2	Date wise Increase / Decrease in Shareholding during the year specifying the reasons for increase / decrease (e.g. allotment / transfer / bonus / sweat equity etc):				
3	At the End of the year (or on the date of separation, if separated during the year)				

NIL

e. Shareholding of Directors and Key Managerial Personnel:

Sl. No.	For Each of the Directors and KMP	Shareholding at the beginning of the year		Cumulative Shareholding during the year	
		No. of shares	% of total shares of the company	No. of shares	% of total shares of the company
1	At the beginning of the year	1	0.01	1	0.01
2	Date wise Increase / Decrease in Shareholding during the year specifying the reasons for increase / decrease (e.g.allotment / transfer / bonus/ sweat equity etc):	Nil	Nil	Nil	Nil
3	At the End of the year	1	0.01	1	0.01

V. INDEBTEDNESS

Indebtedness of the Company including interest outstanding/accrued but not due for payment (₹ in Crore)

Particulars	Secured Loans excluding deposits	Unsecured Loans	Deposits	Total Indebtedness
Indebtedness at the beginning of the financial year				
i) Principal Amount		679.32		679.32
ii) Interest due but not paid				
iii) Interest accrued but not due				
Total (i+ii+iii)		679.32		679.32
Change in Indebtedness during the financial year				
→Addition		13.46		13.46
→Reduction		5.74		5.74
Net Change		7.72		7.72
Indebtedness at the end of the financial year				
i) Principal Amount		687.04		687.04
ii) Interest due but not paid				
iii) Interest accrued but not due				
Total (i+ii+iii)		687.04		687.04

VI. REMUNERATION OF DIRECTORS AND KEY MANAGERIAL PERSONNEL

a. Remuneration to Managing Director, Whole-time Directors and/or Manager: (Figures in ₹)

Sl. No.	Particulars of Remuneration	Name of MD/WTD/Manager						Total Amount
		Shri Rakesh Sinha Chairman-cum-Mg. Director	Shri S. Chakravarty, Director (Technical) Opn., (WTD)	Shri C.K. Dey, Director (Finance), (WTD)	Shri Ramesh Chandra, Director (Technical), P&P, (WTD)	Shri K.S. Patro, Director (Personnel), (WTD)	Shri S.K. Srivastava, Director (Personnel), WTD (upto 31.10.2013)	
1	Gross salary							
	(a) Salary as per provisions contained in section 17(1) of the Income-tax Act, 1961	2424299.00	1958330.00	2141564.00	2243687.00	864975.00	1218173.00	10851028.00
	(b) Value of perquisites u/s 17(2) Income-tax Act, 1961	421233.00	337260.00	348040.00	313145.00	161684.00	320212.00	1901574.00
	(c) Profits in lieu of salary under section 17(3) Income-tax Act, 1961	Nil	Nil	Nil	Nil	Nil	Nil	Nil
2	Stock Option	Nil	Nil	Nil	Nil	Nil	Nil	Nil
3	Sweat Equity	Nil	Nil	Nil	Nil	Nil	Nil	Nil
4	Commission -as % of profit -others, specify	Nil	Nil	Nil	Nil	Nil	Nil	Nil
5	Others, please specify	0	18640.00	0	310384.00	0	698063.00	1027087.00
6	Total (A)	2845532.00	2314230.00	2489604.00	2867216.00	1026659.00	2236448.00	13779689.00
7	Ceiling as per the Act							129.91 crore

b. Remuneration to other directors:

(Figures in ₹)

Sl. No.	Particulars of Remuneration	Name of Directors					Total Amount
		Shri S. Chaudhuri	Shri S.K. Mohanty	Shri S.M. Lodha	Shri S.M. Sharma	Shri K.K. Gautam	
1	Independent Directors						
	→Fee for attending board / committee meetings	2,00,000.00	2,10,000.00	90,000.00	2,20,000.00		7,20,000.00
	→Commission	Nil	Nil	Nil	Nil		Nil
	→Others, specify	Nil	Nil	Nil	Nil		Nil
	Total (1)	2,00,000.00	2,10,000.00	90,000.00	2,20,000.00		7,20,000.00
2	Other Non-Executive Directors						
	→Fee for attending board / committee meetings					2,30,000.00	2,30,000.00
	→Commission					Nil	Nil
	→Others, specify					Nil	Nil
3	Total (2)					2,30,000.00	2,30,000.00
4	Total (B)=(1+2)	2,00,000.00	2,10,000.00	90,000.00	2,20,000.00	2,30,000.00	9,50,000.00
5	Total Managerial Remuneration (A+B)						14729689.00
6	Overall Ceiling as per the Act						142.92 crore

c. Remuneration to key managerial personnel other than MD/Manager/WTD

(Figures in ₹)

Sl. No.	Particulars of Remuneration	Key Managerial Personnel Company Secretary	Total
1	Gross salary		
	(a) Salary as per provisions contained in section 17(1) of the Income-tax Act, 1961	1938646.00	1938646.00
	(b) Value of perquisites u/s 17(2) Income-tax Act, 1961	369916.00	369916.00
	(c) Profits in lieu of salary under section 17(3) Income-tax Act, 1961	Nil	Nil
	Stock Option	Nil	Nil
	Sweat Equity	Nil	Nil
	Commission		
	- as % of profit	Nil	Nil
	- Others, specify...		
	Others, please specify	9021.00	9021.00
	Total	2317583.00	2317583.00

VII. Penalties / punishment/ compounding of offences:

Type	Section of the Companies Act	Brief Description	Details of Penalty / Punishment/ Compounding fees imposed	Authority [RD / NCLT / COURT]	Appeal made, if any (give Details)
a. Company					
Penalty			NIL		
Punishment					
Compounding					
b. Directors					
Penalty			NIL		
Punishment					
Compounding					
c. Other officers in default					
Penalty			NIL		
Punishment					
Compounding					

FOREIGN EXCHANGE EARNING & OUTGO

- (i) Activities relating to exports, initiatives taken to increase exports, development of new export markets for products, services and export plans. : Company is not engaged in export activities.

- (ii) **Total Foreign Exchange used and earned :**

(₹ in Lakh)

Sl.No.	Description	2013-14	2012-13
(A)	Foreign Exchange Used		
	1. CIF value of imports		
	(a) Raw materials	0.00	0.00
	(b) Components, stores & spares	1011.00	1386.00
	(c) Capital goods.	0.00	0
	2. Traveling / Training Expenses	54.00	7.00
	3. Expenses on know-how and Foreign Consultancy	0.00	0.00
	4. Pension to the Foreigners	0.00	0.00
	5. Others	1294.00	548.00
	Total	2359.00	1941.00

(B) Foreign Exchange Earned –

Nil

Nil

ANNEXURE - XI

FORM FOR DISCLOSURE OF PARTICULARS WITH RESPECT TO TECHNOLOGY ABSORPTION

RESEARCH AND DEVELOPMENT (R & D)

- | | | | |
|----|--|---|--|
| 1. | Specific area in which R&D carried out by the Company | : | Company does not have its own Research & Development (R&D) set up. CMPDIL, a Subsidiary of Coal India Limited (CIL) does the R&D work centrally for all the Subsidiaries of CIL. |
| 2. | Benefits derived as a result of the above R & D | : | NA |
| 3. | Future Plan of action | : | NA |
| 4. | Expenditure on R & D | : | NA |
| | (a) Capital | : | -- |
| | (b) Recurring | : | -- |
| | (c) Total | : | -- |
| | Total R&D expenditure as a percentage of total turnover. | : | NA |

TECHNOLOGY ABSORPTION, ADAPTATION AND INNOVATION

- | | | | |
|----|---|---|-----|
| 1. | Efforts, in brief, made towards technology absorption, adaptation and innovation. | : | Nil |
| 2. | Benefits derived as a result of the above efforts, e.g. product improvement, cost reduction, product development, import substitution, etc. | : | Nil |
| 3. | In case of imported technology (imported during the last 5 years reckoned from the beginning of the financial year), following information may be furnished : | : | Nil |
| | (i) Technology imported | : | Nil |
| | (ii) Year of Import | : | Nil |
| | (iii) Has technology been fully absorbed? | : | Nil |
| | (iv) If not fully absorbed, areas where this has not taken place, reasons therefore and future plans of action. | : | Nil |

CONFIDENTIAL



सत्यमेव जयते

कार्यालय, प्रधान निदेशक वाणिज्यिक लेखापरीक्षा तथा पदेन सदस्य लेखापरीक्षा
बोर्ड-II कोलकाता

पुराना निजाम महल, आचार्य जगदीश चन्द्र बोस रोड,

कोलकाता - 700 020

OFFICE OF THE
PRINCIPAL DIRECTOR OF COMMERCIAL AUDIT & EX-OFFICIO
MEMBER AUDIT BOARD-II, KOLKATA

Old Nizam Palace, 234/4, Acharya Jagadish Chandra Bose Road,
Kolkata -700 020

No. : 62 / CA / LA-1 / Accounts / ECL / 2013-14

Dated : 3rd June, 2014

To
The Chairman-cum-Managing Director,
Eastern Coalfields Limited,
Sanctoria,
West Bengal

**Sub. : Comments of the Comptroller & Auditor General of India under
Section 619(4) of the Companies Act, 1956 on the Accounts of
Eastern Coalfields Limited for the year ended 31st March, 2014.**

Sir,

I forward herewith the Comments of the Comptroller & Auditor General of India under Section 619(4) of the Companies Act, 1956 on the Accounts of Eastern Coalfields Limited for the year ended 31st March, 2014.

The receipt of this letter may please be acknowledged.

Encl. As stated.

Yours faithfully,

Place : Kolkata
Dated : 03.06.2014

sd/-
(Yashodhara Ray Chaudhuri)
Principal Director of Commercial Audit
& Ex-Officio Member, Audit Board - II
Kolkata

दु०भा०/Phones : 91-33-22875380/7165/2360/8838, 2281-0043/5654, फैक्स/Fax : 91-33-22800062

ई० मेल/E-mail : pdca2cal@cal3.vsnl.net.in, तार : "कोयलेखा" / Telegram : "COLADIT",

**COMMENTS OF THE COMPTROLLER AND AUDITOR GENERAL OF INDIA UNDER
SECTION 619 (4) OF THE COMPANIES ACT, 1956 ON THE ACCOUNTS OF
EASTERN COALFIELDS LIMITED FOR THE YEAR ENDED 31ST MARCH, 2014**

The preparation of financial statements of Eastern Coalfields Limited for the year ended 31st March, 2014 in accordance with the financial reporting framework prescribed under the Companies Act, 1956 is the responsibility of the management of the company. The statutory auditors appointed by the Comptroller and Auditor General of India under Section 619(2) of the Companies Act, 1956 are responsible for expressing opinion on these financial statements under section 227 of the Companies Act, 1956 based on independent audit in accordance with the auditing and assurance standard prescribed by their professional body, the Institute of Chartered Accountants of India. This is stated to have been done by them vide their Audit Report dated 24.05.2014.

I, on the behalf of the Comptroller and Auditor General of India have conducted a supplementary audit under section 619(3) (b) of the Companies Act, 1956 of the financial statements of Eastern Coalfields Limited for the year ended 31 March, 2014. This supplementary audit has been carried out independently without access to the working papers of the statutory auditors and is limited primarily to inquiries of the statutory auditors and company personnel and a selective examination of some of the accounting records. On the basis of my audit nothing significant has come to my knowledge which would give rise to any comment upon or supplement to Statutory Auditors report under section 619 (4) of the Companies Act, 1956.

Place : Kolkata,
Dated : 03.06.2014

**For and on behalf of the
Comptroller & Auditor General of India**

Sd/-
(Yashodhara Ray Chaudhuri)
Pr. Director of Commercial Audit
& Ex-Officio Member, Audit Board - II
Kolkata.

AUDITORS' REPORT TO THE MEMBERS OF EASTERN COALFIELDS LIMITED

Sr.No.	Auditor's Report	Management's Reply
1.	<p>Report on the Financial Statements</p> <p>We have audited the accompanying financial statements of Eastern Coalfields Limited ("the Company"), which comprise the Balance Sheet as at March 31, 2014, and the Statement of Profit and Loss and Cash Flow Statement for the year then ended, incorporated (a) the accounts of Head Office and 8 Areas / Units audited by us and also (b) 19 Areas / Units audited under Section 228 of the Companies Act, 1956 by the Branch Auditors, and a summary of significant accounting policies and other explanatory information.</p>	It is a statement of fact.
2.	<p>Management's Responsibility for the Financial Statements</p> <p>Management is responsible for the preparation of these financial statements that give a true and fair view of the financial position, financial performance and cash flows of the Company in accordance with the Accounting Standards referred to in sub-section (3C) of section 211 of the Companies Act, 1956 "the Act"). This responsibility includes the design, implementation and maintenance of internal control relevant to the preparation and presentation of the financial statements that give a true and fair view and are free from material misstatement, whether due to fraud or error.</p>	It is a statement of fact.
3.	<p>Opinion</p> <p>In our opinion and to the best of our information and according to the explanations given to us, the financial statements give, the information required by the Act in the manner so required and give a true and fair view in conformity with the accounting principles generally accepted in India:</p> <ul style="list-style-type: none"> • in the case of the Balance Sheet, of the state of affairs of the Company as at March 31, 2014; • in the case of Statement of Profit and Loss, of the profit for the year ended on that date; and • in the case of the Cash Flow Statement, of the cash flows for the year ended on that date. 	<p>It is a statement of fact.</p> <p>It is a statement of fact.</p> <p>It is a statement of fact.</p>
4.	<p>Report on Other Legal and Regulatory Requirements</p>	
1.	<p>As required by the Companies (Auditor's Report) Order, 2003 ("the Order") issued by the Central Government of India in terms of sub-section (4A) of section 227 of the Act, we give in the Annexure a</p>	It is a statement of fact.

statement on the matters specified in paragraphs 4 and 5 of the Order.

2. **As required by section 227(3) of the Act, we report that:**
- a) we have obtained all the information and explanations which to the best of our knowledge and belief were necessary for the purpose of our audit; It is a statement of fact.
 - b) in our opinion proper books of account as required by law have been kept by the Company so far as appears from our examination of those books and proper returns adequate for the purposes of our audit have been received from branches not visited by us; It is a statement of fact.
 - c) the Balance Sheet, Statement of Profit and Loss, and Cash Flow Statement dealt with by this Report are in agreement with the books of account [and with the returns received from branches not visited by us]; It is a statement of fact.
 - d) in our opinion, the Balance Sheet, Statement of Profit and Loss, and Cash Flow Statement comply with the Accounting Standards referred to in subsection (3C) of section 211 of the Companies Act, 1956; It is a statement of fact.
 - e) On the basis of written representation received from the Company secretary of the Company all the functional directors of the Company are not prima-facie disqualified as referred to in Section 274(1) (g) of the Companies Act, 1956 and as per General Circular No. 8/2002 dated 22.03.2002 issued by the Ministry of law, Justice and Company Affairs, the provision of Section 274(1)(g) of the Companies Act, 1956 is not applicable to the Company, being a Government Company. It is a statement of fact.
 - f) Since the Central Government has not issued any notification as to the rate at which the cess is to be paid under section 441A of the Companies Act, 1956 nor has it issued any Rules under the said section, prescribing the manner in which such cess is to be paid, no cess is due and payable by the Company. It is a statement of fact.

**ANNEXURE TO AUDITORS' REPORT
AS REPORTED TO IN PARAGRAPH 3 OF OUR REPORT OF EVEN DATE**

AUDITORS' REPORT	MANAGEMENT'S REPLY
1. In respect of its fixed assets;	
a. The Company has generally maintained proper records showing full particulars, including quantitative details and situation of the Movable fixed assets except for assets taken over from Coal Mines Authority on nationalization and those taken from Coal Mines Rescue Station, which has not been recorded.	It is a statement of fact.
b. According to the information and explanation given to us and on overall examination of the allied records, the Company has physically verified the items of Plant and Machinery worth ₹ 1 Lakh and more and certain other assets in a phased periodical manner during the year and no material discrepancies were noticed on such physical verification. But in absence of Physical verification of fixed assets valuing less than ₹ 1 Lakh and reconciliation thereto, we are unable to express our opinion regarding material discrepancies, if any.	It is a statement of fact.
c. The Company has not disposed off any substantial part of its fixed assets during the year.	It is a statement of fact.
2. In respect of its inventories :	
a. According to the information and explanation given to us and on overall examination of the allied records, the physically verification of the inventory has been conducted by the management at reasonable interval.	It is a statement of fact.
b. According to the information and explanation given to us and on overall examination of the allied records, the procedures for physical verification of inventories followed by the management are reasonable and adequate in relation to the size of the company and the nature of its business.	It is a statement of fact.
c. According to the information and explanation given to us and on overall examination of the allied records, the Company is maintaining proper records of its inventory. The discrepancies noticed on physical verification have been properly dealt with in the books of accounts.	It is a statement of fact.
3. The Company has neither granted nor taken any loan secured or	It is a statement of fact.

unsecured to/from companies, firms or other parties covered in the Register maintained u/s. 301 of the Companies Act, 1956

4. In our opinion and according to the information and explanations given to us, there are adequate internal control procedures commensurate with the size of the company and the nature of its business with regard to purchase of inventory and Fixed assets and with regard to the sale of goods. During the course of our audit, no major weakness has been noticed in the internal controls. It is a statement of fact.
5. **In respect of particulars of contract, arrangements referred to in Section 301 of the Companies Act, 1956 :-**
 - a. In our opinion and according to the information and explanations given to us, the particulars of contracts or arrangements that needed to be entered into the register maintained under section 301 of the Companies Act, 1956 have been entered. It is a statement of fact.
 - b. No transaction has been made in pursuance of such contracts or arrangements exceeding the value of ₹ 5 Lakhs in respect of any party. It is a statement of fact.
6. The company has not accepted any deposit from the public during the year under section 58A, 58AA or any other relevant provisions of the Companies Act, 1956 and the Rules framed there under. It is a statement of fact.
7. The Internal Audit has been carried out by firm of Chartered Accountants under the supervision of the Internal Audit department of the Company. The scope of the internal audit need to be enlarged encompassing 'system audit and risk based audit'. In our opinion subject to above the Company's Internal Audit system is commensurate with the size and nature of its business. It is a statement of fact.
8. Maintenance of cost records for the year under audit have been prescribed by the Central Government under section 209 (1) (d) of the Companies Act, 1956 in respect of coal mining. According to the information and explanation given to us and on general review of the cost records that the cost records and accounts have been made and maintained as prescribed. It is a statement of fact.
9. **In respect of statutory dues:**
The Company is generally regular in depositing with the appropriate authorities undisputed statutory dues including Provident Fund, Income Tax, Value Added Tax, Central Sales Tax, Customs Duty, Excise Duty, Cess and other statutory dues.

The disputed statutory dues that have not been deposited on account of Sales Tax, Excise Duty, Cess, Income Tax, Service Tax, etc., before the appropriate authorities are as under:

It is a statement of fact. However, these disputed dues are included in claim against the company not acknowledged as debts shown in Additional Notes to Accounts under clause no. 7.2

Sl. No.	Name of Statute	Nature of Dues	Amount (₹ In Lakhs)	Period to which the amount relate	Forum where dispute is pending
1	West Bengal Rural Employment and Production Act, 1973	West Bengal Rural Employment Cess	14203.11	1997-98	Remanded to JCCT,Asansol
			14978.46	1998-99 to 2000-01	WBTT
			11760.39	2001-02 to 2008-09	SPL.COMM WB COM TAX
2	West Bengal Primary Education Act, 1973	West Bengal Primary Education Cess	2704.08	1997-98	J.C.ASANSOL
			8291.92	1998-99	WBTT
			2940.10	2001-02	SPL.COMM WB COM TAX
3	West Bengal VAT Act, 2003	WB VAT/CST	9.96	1998-99	WBTT
			1650.72	2004-05,09-10 & 10-11	Remanded to Sr JCCT,Asn
			3827.95	2005-06 to 2007-08	Revision Board
4	Finance Act, 1994	Demand of Service Tax on Sizing	3653.51	2006-07 to 2010-11	CESTAT, Kolkata
5	Central Excise act 1944	Disallowance of exemption on boiler consumption	601.94	March 2011 - March 2012	CESTAT, Kolkata
6	Bihar Finance Act 1981 & Central Sales Tax Act,1956	Excess TOT included in the GTO for BST difference against Rail despatch, Tax on stock transfer	191.01	1989-90	Hearing process in Tribunal Court

Sl. No.	Name of Statute	Nature of Dues	Amount (₹ In Lakhs)	Period to which the amount relate	Forum where dispute is pending
		Demand of Arrear Cess Tax on free issue of coal. Short Forms. Tax on Stock Transfer	952.68	1990-91 to 1993.94	Hearing process in Tribunal Court
		Short Payment	267.60	1994-95	Hearing process in Tribunal Court
		Tax on stock write-off. Tax on stock transfer & free issue of Coal	520.69	1995-96	Hearing process in Tribunal Court
		Tax on shortage of forms and disallowance of claim of grade slippage	91.97	1997-98 to 99-2000 & 2001-02	ACCT, Deoghar
		Disallowance of Claim on Grade Slippage & GTO enhanced for free issue of coal	13.54	2000-01	Stay granted by the J.C.C.T., Dumka
		GTO enhanced. Short Forms. Tax on sale of Scrap, etc.	161.75	2002-03	Tribunal Court, Ranchi
		GTO enhanced. Short Forms. Tax on sale of Scrap, etc.	706.74	2003-04	J.C.C.T. (Appeal), Dumka

Sl. No.	Name of Statute	Nature of Dues	Amount (₹ In Lakhs)	Period to which the amount relate	Forum where dispute is pending
		GTO enhanced. Disallowance of Forms.	1601.48	2004-05 to 10-11	Commissioner of Commercial Tax, Ranchi
			77.45	Sept'03 & 2005-06 to 06-07	D.C.Deoghar
			16.76	from 24.09.03 to 31.12.05	The Hon'ble High Court,Ranchi - under stay
7	BIHAR VAT ACT,	B.S.T.	255.19	78-79, 79-80,87-88,90-91,92-93 to 96-97 & 99-2000 to 02-03	J.C.C.T (Appeal) Dhanbad
			364.69	90-91, 92-93, 2003-04,06-07 to 09-10	pending at Dy C.C.T Chirkunda Circle
8	Central Sales Tax Act	CST	972	78-79,79-80,87-88,90-91,92-93 to 95-96,99-2000,2000-01 & 02-03	J.C.C.T (Appeal) Dhanbad
			1648	90-91,92-93,2003-04,05-06 to 2009-10	pending at Dy C.C.T Chirkunda Circle
			5,92,333	1990-91	
			12,94,116	1990-91	
			4,02,680	1994-95	
			5,83,134	1994-95	
			40,01,669	1999-00	

10. The Company has an accumulated loss of ₹ 4637.53 Crores (₹ 5507.76 Crores) and the net worth of the Company remained negative as on 31.03.2014. BIFR has declared the Company as sick industrial company in terms of Section 3(1) (o) of the Sick

It is a statement of fact.

Industrial Companies (Special Provision) Act, 1985 vide order No. 501/2000 dated 23.02.2001.

The Company has not incurred cash loss during the current year and in the immediately preceding financial year.

- | | | |
|-----|---|----------------------------|
| 11. | The Company has no dues to the financial institution or banks or debenture holders. | It is a statement of fact. |
| 12. | In our opinion and according to the explanations given to us and based on the information available, no loans and advances have been granted by the Company on the basis of security by way of pledge of shares, debentures and other securities. | It is a statement of fact. |
| 13. | In our opinion, the Company is not a chit fund or a nidhi /mutual benefit fund/society. Therefore, the provisions of clause (xiii) of the Companies (Auditor's Report) Order 2003 are not applicable to the Company. | It is a statement of fact. |
| 14. | In our opinion, the Company has not dealt or traded in shares, securities, debentures or other investments during the year under audit. However, old investment has been held by the company in its own name. | It is a statement of fact. |
| 15. | We are informed that the Company has not given any guarantee for loans taken by others from Banks or Financial Institutions. | It is a statement of fact. |
| 16. | The Company has not raised any term loan during the period under audit. | It is a statement of fact. |
| 17. | According to the information and explanations given to us and on an overall examination of the Balance Sheet of the Company, we report that no funds raised on short-term basis by the Company. | It is a statement of fact. |
| 18. | Since the Company is subsidiary of Coal India limited the question of making preferential allotment of shares does not arise. | It is a statement of fact. |
| 19. | No debentures have been issued by the company and hence the question of creating security and / or charge in respect thereof does not arise. | It is a statement of fact. |
| 20. | The company is not a listed company; hence question of raising of fund by public issue and its end-use does not arise. | It is a statement of fact. |
| 21. | No fraud on or by the Company has been noticed during the year of audit. | It is a statement of fact. |

BALANCE SHEET AS AT 31ST. MARCH.
(■ in Crores).

PARTICULARS.	2005	2006	2007	2008	2009	2010	2011	2012	2013	2014
SOURCES OF FUNDS :										
SHARE CAPITAL	2218.45	2218.45	2218.45	2218.45	2218.45	2218.45	2218.45	2218.45	2218.45	2218.45
CONVERSION OF LOAN INTO EQUITY	0.00	0.00	0.00	0.00	0.00	0.00	0.00	0.00	0.00	0.00
RESERVE AND SURPLUS.	-5618.33	-5254.47	-5143.87	-6458.31	-8567.40	-8234.00	-8127.43	-7165.30	-4677.05	-3804.82
INTEREST ACCRUED AND DUE.	0.00	0.00	0.00	0.00	0.00	0.00	0.00	0.00	0.00	0.00
LOAN FUNDS.	680.84	708.33	672.96	656.23	689.26	665.52	656.24	670.18	674.17	681.29
OTHER NON CURRENT LIABILITIES							11.20	5.51	17.95	17.99
LONG TERM PROVISIONS	1608.54	1668.15	1824.59	2324.70	3342.90	3634.76	4136.04	4731.93	4670.27	4042.55
	-1110.50	-659.54	-427.87	-1258.93	-2316.79	-1715.27	-1105.50	460.77	2903.79	3155.46
APPLICATION OF FUNDS :										
FIXED ASSETS :										
GROSS BLOCK.	4794.90	4831.90	4920.65	5030.21	5217.34	5290.16	5197.08	5389.97	5535.55	5797.26
LESS : DEPRECIATION.	3488.87	3568.83	3660.27	3789.40	3983.67	4097.59	3988.28	4107.20	4280.72	4413.47
NET BLOCK.	1306.03	1263.07	1260.38	1240.81	1233.67	1192.57	1208.80	1282.77	1254.83	1383.79
CAPITAL W.I.P.	42.53	40.63	49.20	41.34	39.85	64.80	36.91	51.28	61.32	106.87
INTANGIBLE ASSETS UNDER DEVELOPMENT							11.28	46.22	20.21	30.36
NON CURRENT INVESTMENTS.	0.41	0.41	0.38	0.34	0.31	0.28	0.21	0.18	0.15	0.13
DEFERRED TAX ASSETS									864.20	510.99
OTHER NON CURRENT ASSETS							18.34	17.68	17.43	16.33
OTHER LONG TERM LOANS AND ADVANCES							6.57	21.04	50.87	99.86
CURRENT ASSETS, LOANS & ADVANCES:										
CURRENT INVESTMENTS.							0.03	0.03	0.03	0.03
INVENTORIES.	309.28	404.49	427.28	331.42	323.83	453.36	568.72	622.93	442.33	450.52
SUNDRY DEBTORS.	321.12	276.07	269.15	269.84	338.11	746.79	959.20	2459.37	3582.13	1720.01
CASH & BANK BALANCE	852.64	1314.80	846.71	664.36	688.98	947.88	940.99	1248.74	1949.53	3852.00
OTHER CURRENT ASSETS.	18.25	35.45	35.99	42.75	48.35	33.65	65.83	83.28	182.14	270.65
LOANS AND ADVANCES.	95.64	143.17	132.66	138.00	130.33	146.82	77.59	176.23	188.98	205.25
SUB-TOTAL.	1596.93	2173.98	1711.79	1446.37	1529.60	2328.50	2612.36	4590.58	6345.14	6498.46
LESS : CURRENT LIABILITIES	4056.40	4137.63	3449.62	3987.79	5120.22	5301.42	4999.97	5548.98	5710.36	5491.33
NET CURRENT ASSETS.	-2459.47	-1963.65	-1737.83	-2541.42	-3590.62	-2972.92	-2387.61	-958.40	634.78	1007.13
MISC. EXPENDITURE.	0.00	0.00	0.00	0.00	0.00	0.00	0.00	0.00	0.00	0.00
TOTAL :	-1110.50	-659.54	-427.87	-1258.93	-2316.79	-1715.27	-1105.50	460.77	2903.79	3155.46

NOTE : FIGURES FOR THE YEAR 2010-11, 2011-12, 2012-13 & 2013-14 ARE AS PER REVISED SCHEDULE VI

PROFIT AND LOSS.

PARTICULARS.	(₹ in Crore).									
	2004-05	2005-06	2006-07	2007-08	2008-09	2009-10	2010-11	2011-12	2012-13	2013-14
SALES (NET OF LEVIES).	3048.19	3417.68	3518.21	3187.61	3837.40	5227.78	5882.60	8262.09	9191.91	8887.79
OTHER INCOME.	148.20	227.18	186.01	204.53	207.77	348.76	354.37	298.62	548.56	712.91
ACCRETION/DECRETION.	47.50	99.94	22.21	-85.86	-11.90	123.26	112.35	44.32	(168.92)	(5.64)
WORKSHOP JOBS FOR OWN PURPOSE.	47.81	51.41	45.34	44.72	44.51	50.48	0.00	0.00	0.00	0.00
WAIVER OF INTEREST.	0.00	0.00	0.00	0.00	0.00	0.00	0.00	0.00	0.00	0.00
WAIVER OF APEX CHARGES.	0.00	0.00	0.00	0.00	0.00	0.00	0.00	0.00	0.00	0.00
WAIVER OF ELECTRICITY DUTY	0.00	34.32	16.22	0.00	0.00	0.00	0.00	0.00	0.00	0.00
COAL ISSUED FOR SUNDRY PURPOSES.	0.03	0.09	0.07	0.09	0.16	0.01	0.00	0.00	0.00	0.00
EMPLOYEES REMUNERATION & BENEFITS.	3291.73	3830.62	3788.06	3351.09	4077.94	5750.29	6349.32	8605.03	9571.55	9595.06
ARREAR SALARY & WAGES	2250.38	1981.69	2160.87	2597.87	3803.75	3364.35	4042.04	5217.06	5329.99	5495.74
CONSUMPTION OF STORES & SPARES.	375.32	404.62	411.14	163.80	504.89	58.81	0.00	0.00	0.00	0.00
POWER & FUEL.	353.60	272.18	253.63	427.37	466.61	490.96	539.95	574.22	649.95	735.36
REPAIRS.	258.81	69.50	67.93	263.66	259.25	304.79	376.11	382.42	433.97	463.77
SOCIAL OVERHEAD.	65.87	166.28	199.72	74.63	70.95	82.82	57.02	61.76	60.23	76.47
CONTRACTUAL EXPENSES.	151.03	213.27	243.61	229.89	268.09	296.40	180.52	79.33	117.12	92.98
MISCELLANEOUS EXPENSES.	167.25	86.95	97.60	210.91	254.87	342.00	410.98	481.42	672.36	742.15
DEPRECIATION.	82.86	142.98	136.24	134.69	148.51	160.16	176.44	208.45	261.29	265.34
IMPAIRMENT	148.84	147.00	147.00	147.00	206.86	146.69	184.72	200.90	203.20	213.50
INTEREST & FINANCIAL CHARGES.	11.49	14.73	5.28	21.83	20.96	9.51	1.01	0.16	8.48	0.98
OVER BURDEN REMOVAL.	0.81	10.05	0.41	0.29	0.07	0.01	1.01	0.16	8.48	0.98
PROVISIONS.	69.25	99.80	82.73	80.42	155.86	170.35	164.08	248.19	(324.59)	210.00
WRITE OFF.	-2.24	-8.96	3.64	12.47	17.43	-13.55	87.27	188.99	260.92	(131.57)
	7.77	2.68	10.04	0.00	2.76	1.97	22.61	0.00	0.00	127.70
PROFIT(+)/LOSS(-) FOR THE YEAR BEFORE PPA	3941.04	3455.77	3672.84	4364.83	6180.86	5415.27	6242.75	7642.90	7672.92	8292.42
PRIOR PERIOD ADJUSTMENT.	-649.31	374.85	115.22	-1013.74	-2102.92	335.02	106.57	962.13	1898.63	1302.64
FRINGE BENEFIT TAX	-29.89	-2.89	2.90	-12.92	-2.78	-1.62	0.00	0.00	(1.45)	(3.36)
TAX EXPENSES	-8.10	-7.52	-3.39	-3.27	-3.39	0.00	0.00	0.00	0.00	0.00
- CURRENT YEAR									273.13	73.84
- DEFERRED TAX									(31.49)	353.21
- EARLIER YEAR										
PROFIT(+)/LOSS (-) AFTER CPRA.	-679.20	363.86	110.60	-1029.93	-2109.09	333.40	106.57	962.13	1655.54	872.23
PROFIT & LOSS UPTO PREVIOUS YEAR	-4789.30	-5618.34	-5254.48	-5143.88	-6458.31	-8567.40	-8234.00	-8127.43	-7165.30	-5509.76
TRANSITIONAL PROVISION	-149.84			-284.50	0.00	0.00	0.00	0.00	0.00	0.00
BALANCE CARRIED TO BALANCE SHEET	-5618.34	-5254.48	-5143.88	-6458.31	-8567.40	-8234.00	-8127.43	-7165.30	-5509.76	-4637.53

NOTE : FIGURES FOR THE YEAR 2010-11 & 2011-12, 2012-13 AND 2013-14 ARE AS PER REVISED SCHEDULE VI

OPERATIONAL STATISTICS

YEAR ENDING 31ST MARCH	2005	2006	2007	2008	2009	2010	2011	2012	2013	2014
1 (a) PRODUCTION OF RAW COAL : (MILLION TONNE)										
UNDERGROUND	9.45	9.33	8.27	8.32	8.39	8.23	7.37	6.83	6.85	6.87
OPENCAST	17.80	21.78	22.20	15.74	19.74	21.83	23.43	23.73	27.05	29.18
TOTAL :	27.25	31.11	30.47	24.06	28.13	30.06	30.80	30.56	33.90	36.05
(b) OVERBURDEN REMOVAL (MILLION CU.MTS)	39.70	44.30	48.78	39.98	43.07	49.74	56.25	60.31	76.45	85.76
2. OFFTAKE (RAW COAL) : (MILLION TONNE)										
LOCO	0.00	0.00	0.00	0.00	0.00	0.00	0.00	0.00	0.00	0.00
POWER	24.11	25.17	26.17	21.94	23.69	25.22	26.21	24.27	30.02	31.05
CEMENT	0.13	0.14	0.18	0.17	0.15	0.15	0.15	0.14	0.14	0.06
FERTILIZER	0.00	0.00	0.00	0.00	0.00	0.00	0.00	0.00	0.00	0.00
COLLIERY CONSUMPTION	0.50	0.48	0.45	0.42	0.41	0.40	0.38	0.34	0.30	0.28
OTHERS	2.43	2.90	2.99	2.91	4.01	3.45	3.00	6.08	5.38	4.86
TOTAL :	27.17	28.69	29.79	25.44	28.26	29.22	29.74	30.83	35.84	36.25
3. MANPOWER	05692	101474	98780	94943	90470	85617	81128	78009	74276	71826
4. PRODUCTIVITY (O.M.S)										
UNDERGROUND	0.43	0.45	0.42	0.43	0.46	0.47	0.45	0.44	0.46	0.48
OPENCAST	5.30	6.61	7.03	5.04	6.42	7.29	8.14	8.64	10.17	10.96
OVERALL :	1.07	1.29	1.34	1.07	1.33	1.46	1.60	1.68	1.94	2.12

CAPITAL EMPLOYED, NET WORTH AND FINANCIAL RATIOS.

(■ in Crores.)

PARTICULARS.	2004-05	2005-06	2006-07	2007-08	2008-09	2009-10	2010-11	2011-12	2012-13	2013-14
CAPITAL EMPLOYED.	-1877.35	-1534.04	-1395.59	-2318.43	-3526.75	-3135.66	-1320.30	171.10	1973.68	2528.15
NET WORTH	-3399.88	-3036.02	-2925.42	-4239.86	-6348.95	-6015.55	-5908.98	-4946.85	-2458.60	-1586.37
LIQUIDITY RATIOS :										
i) Current Ratio (Current Assets/Current Liabilities).	0.39	0.53	0.50	0.36	0.30	0.44	0.52	0.83	1.11	1.18
TURNOVER RATIOS :										
i) Capital Turnover Ratio (Net Sales/Capital Employed).	-1.62	-2.23	-2.52	-1.37	-1.09	-1.67	-4.46	48.29	4.66	3.52
ii) Sundry Debtors(Gross) as Nos. of months :										
a). Gross Sales	1.77	1.41	1.29	1.33	1.25	1.61	1.76	2.99	3.93	2.15
b). Net Sales.	2.26	1.80	1.65	1.70	1.58	1.93	2.13	3.87	5.20	2.89
iii) Stock of coal (Net of excise duty) as a No. of months' sale value	0.72	0.96	1.01	0.80	0.62	0.74	0.84	0.66	0.37	0.38
iv). Stock of Stores & Spares (Gross) as a No. of months' consumption (Including Stock of Medicine at Central Hospital)	5.32	4.61	4.59	4.26	4.00	3.99	3.70	3.78	3.10	2.91
STRUCTURAL RATIOS :										
i). Debt : Equity.	0.31	0.32	0.30	0.30	0.31	0.30	0.30	0.30	0.30	0.31
ii). Debt : Net Worth.	-0.20	-0.23	-0.23	-0.15	-0.11	-0.11	-0.11	-0.14	-0.27	-0.43

EASTERN COALFIELDS LIMITED
BALANCE SHEET (CONSOLIDATED)
As at 31st March, 2014

(₹ in Crores)

	NOTES	AS AT 31.03.2014	AS AT 31.03.2013
I	EQUITY AND LIABILITIES		
(1)	Shareholders' Fund		
	a) Share Capital	1 2,218.45	2,218.45
	b) Reserves & Surplus	2 <u>(3804.82)</u>	<u>(4677.05)</u>
		(1,586.37)	(2,458.60)
(2)	Non-Current Liabilities		
	a) Long Term Borrowing	3 681.29	674.17
	b) Deferred Tax Liabilities		
	c) Other Long Term Liabilities	4 17.99	17.95
	d) Long Term Provisions	5 <u>4,042.55</u>	<u>4,670.27</u>
		4,741.83	5,362.39
(3)	Minority Interest	-	-
(4)	Current Liabilities		
	a) Short Term Borrowing	6 1,714.51	1,766.10
	b) Trade Payables	7 63.86	80.52
	c) Other Current Liabilities	8 2,854.20	2,591.62
	d) Short Term Provisions	9 <u>858.76</u>	<u>1,272.12</u>
		5,491.33	5,710.36
Total		8,646.79	8,614.15
II	ASSETS		
(1)	Non-Current Assets		
	(a) Fixed Assets		
	i) Tangible Assets - Gross Block	10A 4,501.77	4,272.75
	Less : Depreciation, Impairment & Provisions	<u>3,245.78</u>	<u>3,160.59</u>
	Net Carrying Value	1,255.99	1,112.16
	ii) Intangible Assets - Gross Block	10A 1,295.49	1,262.80
	Less : Depreciation, Impairment & Provisions	<u>1,167.69</u>	<u>1,120.13</u>
	Net Carrying Value	127.80	142.67
	iii) Capital Work-in-Progress	10B 106.87	61.32

	NOTES	AS AT 31.03.2014	AS AT 31.03.2013
iv) Intangible Assets under Development	10C	30.36	20.21
(b) Non-Current Investment	11	0.13	0.15
(c) Deferred Tax Asset (Net)		510.99	864.20
(d) Long Term Loans & Advances	12	99.86	50.87
(e) Other Non-Current Assets	13	16.33	17.43
(2) Current Assets			
(a) Current Investments	14	0.03	0.03
(b) Inventories	15	450.52	442.33
(c) Trade Receivables	16	1,720.01	3,582.13
(d) Cash & Bank Balance	17	3,852.00	1,949.53
(e) Short Term Loans & Advances	18	205.25	188.98
(f) Other Current Assets	19	270.65	182.14
		6,498.46	6,345.14
Total		8,646.79	8,614.15

Significant Accounting Policies 33

Additional Notes on Accounts 34

The Notes referred to above form an integral part of Balance Sheet

Rakesh Sinha
Chairman-cum-Managing Director
DIN - 02186695

C. K. Dey
Director (Finance)
DIN - 03204505

V. R. Reddy
GM (Finance) /
Company Secretary

S. Roychoudhury
G. M. (Finance) (I/C)

Date : 24th May, 2014
Place : Kolkata

(B. K. Dutta)
Partner
Membership No. : "016175"
for and on behalf of
Dutta Sarkar & Co.
Chartered Accountants.
Firm Regn. No.: 303114E

EASTERN COALFIELDS LIMITED
STATEMENT OF PROFIT & LOSS
For the Year Ended 31st March, 2014

(₹ in Crore)

	Notes	For the Year ended 31.03.14	For the Year ended 31.03.13
<u>INCOME</u>			
<u>Sale of Coal, coke etc.</u>	20	11,959.75	12,162.59
<u>Less:- Excise Duty</u>		(604.17)	(578.00)
Other Levies		(2,467.79)	(2,392.68)
Revenue From Operations		8,887.79	9,191.91
Other Income	21	712.91	548.56
Total Revenue		9,600.70	9,740.47
<u>EXPENSES</u>			
Cost of Material Consumed	22	735.36	649.95
Change in inventories of finished goods work in progress and Stock in trade	23	5.64	168.92
Employee benefit expenses	24	5,495.74	5,329.99
Power & Fuel		463.77	433.97
Welfare Expenses	25	92.98	117.12
Repairs	26	76.47	60.23
Contractual Expenses	27	742.15	672.36
Finance Costs	28	0.98	8.48
Depreciation/amortization/Impairment		213.50	203.20
Provisions	29	(131.57)	260.92
Write off	30	127.70	--
Overburden Removal Adjustment		210.00	(324.59)
Other Expenditure	31	265.34	261.29
Total Expenses		8,298.06	7,841.84
Profit/(Loss) before Prior Period, exceptional and extraordinary items and tax		1,302.64	1,898.63
Prior Period Adjustment { charges/ (Incomes) }	32	3.36	1.45
Exceptional Items		-	-
Profit/(Loss) before extraordinary items and tax		1,299.28	1,897.18
Extraordinary Items { charges/ (Incomes) }		-	-

Notes	For the Year ended 31.03.14	For the Year ended 31.03.13
Profit/(Loss) before Tax	1,299.28	1,897.18
Less : Tax Expense		
- Current year	73.84	273.13
- Deferred Tax	353.21	(31.49)
- Earlier years	-	-
Profit/(Loss) for the period	872.23	1,655.54
Earning per equity share (in ₹)		
(Face Value of ₹ 1000/- per share)		
(1) Basic	393.17	746.26
(2) Diluted	-	-

Significant Accounting Policies

33

Additional Notes on Accounts

34

The Notes referred to above form an integral part of Profit & Loss Account.

Rakesh Sinha

Chairman-cum-Managing Director
DIN - 02186695

C. K. Dey

Director (Finance)
DIN - 03204505

V. R. Reddy

GM (Finance) /
Company Secretary

S. Roychoudhury

G. M. (Finance) (I/C)

(B. K. Dutta)

Partner

Membership No. : "016175"

for and on behalf of

Dutta Sarkar & Co.

Chartered Accountants.

Firm Regn. No.: 303114E

Date : 24th May, 2014

Place : Kolkata

EASTERN COALFIELDS LIMITED
CASH FLOW STATEMENT
FOR THE YEAR ENDED 31ST MARCH, 2014

(₹ in Crores)

	31.03.2014			31.03.2013
(a) Cash Flow from Operating Activities				
Net Profit Before Taxation :	1,299.28			1,897.18
Add / Less Non Operating Expenses / (Non Operating Incomes)				
Liability Written Back	(124.45)		(6.62)	
Depreciation / Impairment	213.50		203.20	
Lease Rent Received	--		--	
Interest Income	(189.86)		(179.36)	
OBR Adjustment	210.00		(324.59)	
Profit on Sale of Asset	(1.63)		(0.80)	
Interest Paid	0.98		8.48	
Provision for Loss of Asset / Surveyed Off Asset	4.01		1.95	
Debit / (Credit) for Foreign Exchange Fluctuation	13.46		9.86	
Increase / (Decrease) in Long Tern Prov. (Excl. OBR)	(837.72)	(711.71)	262.93	(24.95)
Operating Profit before working capital changes		587.57		1,872.23
Decrease / (Increase) in Sundry Debtors	1,862.12		(1,122.76)	
Decrease / (Increase) in Loans & Advances	(16.27)		(11.20)	
Decrease / (Increase) in Current assets	(88.51)		(100.02)	
Decrease / (Increase) in Inventories	(8.19)		180.60	
(Decrease)/Increase in Current Liabilities (excl. LIAB W/Back)	(168.42)	1,580.73	(108.06)	(1,161.44)
Cash Generation from Operation		2,168.30		710.79
Net Cash Flow from Operating Activities (A) :		2,168.30		710.79
(B) Cash Flow from Investing Activities				
Purchases of Assets including Capital WIP	(408.87)		(202.94)	
Adjustment in Value of Fixed Assets	6.70		11.24	
Redemption of Power Bond	0.02		0.03	
Decrease/ (Increase) in Deposits (More than 3 Mths.)	(1,153.55)		(864.79)	
Interest Income	189.86		179.36	
Profit on Sale of Fixed Asset	1.63	(1,364.21)	0.80	(876.30)
Net cash flow from investing activities (B)		(1,364.21)		(876.30)

(₹ in Crores)

	31.03.2014	31.03.2013
(C) Cash Flow from Financing Activities :		
Proceeds / (Repayment) of Long Term Liabilities	0.04	15.37
Proceeds / (Repayment) of Long Term Borrowings	(6.34)	(5.87)
Decrease / (Increase) in other non Current Assets	1.10	0.25
Decrease / (Increase) in Long Term Loans & Advances	(48.99)	0.24
Interest Paid	(0.98)	(8.48)
	(55.17)	1.51
Net Cash Flow from Financing Activities (C)	(55.17)	1.51
Net Increase in Cash / Cash Equivalents (A+B+C)	748.92	(164.00)
Cash & Cash Equivalent (Excl. Deposit more than three mths)		
Opening Cash & Bank Balance	439.15	603.15
Closing Cash & Bank Balance	1,188.07	748.92
		439.15
		(164.00)

Rakesh SinhaChairman-cum-Managing Director
DIN - 02186695**C. K. Dey**Director (Finance)
DIN - 03204505**V. R. Reddy**GM (Finance) /
Company Secretary**S. Roychoudhury**

G. M. (Finance) (I/C)

(B. K. Dutta)

Partner

Membership No. : "016175"

for and on behalf of

Dutta Sarkar & Co.

Chartered Accountants.

Firm Regn. No.: 303114E

Date : 24th May, 2014

Place : Kolkata

NOTES TO BALANCE SHEET CONSOLIDATED

NOTE - 1

SHARE CAPITAL

(₹ Crores)

	AS AT 31-03-2014	AS AT 31-03-2013
AUTHORISED :		
250,00,000 Equity Share of ₹ 1000.00 each.	2500.00	2500.00
	2,500.00	2,500.00
Issued, Subscribed & Paid up :		
10390000 Equity Shares of ₹ 1000/- each fully Paid-up in cash	1,039.00	1,039.00
11794500 Equity Shares of ₹ 1000/- each allotted as fully paid-up consideration received other than cash	1,179.45	1,179.45
Total	2218.45	2218.45

Note 1 : Shares in the company held by each shareholder holding more than 5% Shares.

Name of Shareholder	No. of Shares Held (Face value of ₹ 1000 each)	% of Total Shares
Coal India Limited	22184500	100%

Note 2 : During the year there is no change in the number of shares.

NOTES TO BALANCE SHEET CONSOLIDATED

NOTE - 2

RESERVES & SURPLUS

(₹ Crores)

	AS AT 31-03-2014	AS AT 31-03-2013
RESERVES :		
Capital Reserve		
As per last Balance Sheet	-	-
Add: Addition during the year	-	-
Less: Adjustment During the year	-	-
	<u>-</u>	<u>-</u>
Capital Redemption Reserve		
As per last Balance Sheet	-	-
Add: Addition during the year	-	-
Less: Adjustment During the year	-	-
	<u>-</u>	<u>-</u>
Reserve for Foreign Exchange Transactions		
As per last Balance Sheet	-	-
Add: Addition during the year	-	-
Less: Adjustment During the year	-	-
	<u>-</u>	<u>-</u>
CSR Reserve		
As per last Balance Sheet	-	-
Add: Addition during the year	-	-
Less: Transfer to General Reserve	-	-
	<u>-</u>	<u>-</u>
General Reserve		
As per last Balance Sheet	832.71	-
Add: Transfer from Profit & Loss Account	-	-
Add:/ Less: Adjustment During the year	-	832.71
	<u>832.71</u>	<u>832.71</u>
Surplus in Profit & Loss Account		
As per last Balance Sheet	(5,509.76)	(7,165.30)
Profit/(Loss) after Tax During the Year	872.23	1,655.54
Profit/(Loss) available for Appropriation	<u>(4,637.53)</u>	<u>(5,509.76)</u>

APPROPRIATION

Reserve for Foreign Exchange Transaction	-	-
Transfer to General Reserve	-	-
Transfer to CSR Reserve	-	-
Interim Dividend	-	-
Proposed Dividend on Equity Shares	-	-
Corporate Dividend Tax	-	-
	(4,637.53)	(5,509.76)

Miscellaneous Expenditure

(to the extent not written off)

Preliminary Expenses	-	-
Pre-Operational Expenses	-	-

Total :	(3,804.82)	(4,677.05)
----------------	-------------------	-------------------

NOTE - 3**LONG TERM BORROWING**

(₹ Crores)

	AS AT 31-03-2014	AS AT 31-03-2013
Term Loan		
IBRD	-	-
JBIC	-	-
Export Development Corp., Canada	162.32	155.20
Liebherr France S.A., France	-	-
Loan From Coal India Limited	518.97	518.97
Total (A+B)	681.29	674.17

CLASSIFICATION 1

Secured	-	-
Unsecured	681.29	674.17

CLASSIFICATION 2**Loan Guaranteed by directors & others**

Particulars of Loan	Amount in ₹ crores	Nature of Guarantee
Export Development Corporation, Canada	162.32	GOI

Note 3.1 :- Loss on Exchange Rate Variance of ₹ 13.46 crores (₹ 9.86 crores) in respect of unsecured loan from Export Development Corporation, Canada has been adjusted in the value of the unsecured loan and correspondingly given effect in the Profit/Loss account under Note No. 31.

Note 3.2 : During the year repayment of foreign loan of ₹ 5.74 crores (₹ 5.14 crores) has been made.

NOTES TO BALANCE SHEET (CONTD.) CONSOLIDATED :

NOTE - 4

OTHER LONG TERM LIABILITIES

(₹ Crores)

	AS AT 31-03-2014	AS AT 31-03-2013
Shifting & Rehabilitation Fund		
Opening Balance	-	-
Add: Interest from Investment of the fund	-	-
Add: Contribution Received	-	-
Less : Amount utilised	-	-
	<u>-</u>	<u>-</u>
Trade Payable	-	-
Security Deposits	16.79	16.75
Others	1.20	1.20
Total	<u>17.99</u>	<u>17.95</u>

NOTE - 5

LONG TERM PROVISIONS

(₹ Crores)

	AS AT 31-03-2014	AS AT 31-03-2013
For Employee Benefits		
- Gratuity	1,515.36	2,268.99
- Leave Encashment	451.72	421.92
- Other Employee Benefits	276.91	258.40
	-	-
For Foreign Exchange Transactions (Marked to Market)	-	-
OBR Adjustment Account	1,610.75	1,400.75
Mine Closure	73.52	217.38
For Others (Post Retirement Medical Benefit)	114.29	102.83
TOTAL	<u>4,042.55</u>	<u>4,670.27</u>

Note 5.1: The year end liability of Gratuity, Leave encashment and other employee benefit like Gross Personal Accident Insurance Policy, Leave Travel Concession medical benefit for retired executive, compensation to dependents in case of mines accidental death are valued on actuarial basis.

NOTES TO BALANCE SHEET (CONTD.) CONSOLIDATED :

NOTE - 6**SHORT TERM BORROWING**

(₹ Crores)

	AS AT 31-03-2014	AS AT 31-03-2013
Loan From Bank	-	-
Loans Repayable on Demand		
Balance with Coal India Limited & other Subsidiaries of Coal India Limited	1,714.51	1,766.10
Overdraft against Pledge of Term Deposit	-	-
Other Loans and Advances		
Deferred Credits	-	-
Total :	1,714.51	1,766.10
CLASSIFICATION 1		
Secured	-	-
Unsecured	1,714.51	1,766.10

CLASSIFICATION 2**Loan Guaranteed by directors & others**

Particulars of Loan	Amount in ₹ crores	Nature of Guarantee
NIL	NIL	NIL

NOTE - 7**TRADE PAYABLES**

(₹ Crores)

	AS AT 31-03-2014	AS AT 31-03-2013
Sundry Creditors For Revenue Stores	63.86	80.52
TOTAL	63.86	80.52

NOTES TO BALANCE SHEET (CONTD.) CONSOLIDATED :

NOTE - 8

OTHER CURRENT LIABILITIES

(₹ Crores)

	AS AT 31-03-2014	AS AT 31-03-2013
Current Maturities of Long Term Borrowings		
Term Loan From IBRD	-	-
Term Loan From JBIC	-	-
Term Loan From Export Development Corp., Canada	5.75	5.15
Term Loan From Liebherr France S.A., France	-	-
Loan From Coal India Limited	-	-
Surplus Fund from Coal India Limited	-	-
Current Account with Subsidiaries For Capital (including Stores)	20.73	11.90
FOR EXPENSES :		
Salary Wages & Allowances	330.57	361.32
Power & Fuel	61.01	59.18
Others	95.19	119.45
	486.77	539.95
STATUTORY DUES :		
Sales Tax/VAT**	-	-
Provident Fund & Pension Fund	66.09	60.77
Central Excise Duty	23.34	
Royalty & Cess on Coal	29.74	29.52
Stowing Excise Duty	11.05	10.83
Clean Energy Cess	24.51	34.24
Other Statutory Levies	17.52	14.21
	172.25	149.57
Income Tax Deducted at Source	38.13	35.72
Security Deposit	79.63	74.66
Earnest Money	48.02	49.08
Advance & Deposit from customers / others	388.17	318.23
Interest Accrued and due on Borrowings	-	-
Interest Accrued but not due on Borrowings	-	-

Cess Equilisation Account	1,241.82	1,044.22
Current Account with IICM	-	-
Unpaid Dividend*	-	-
Ex-Owner Account	-	-
Advance Deposit other Pre-Nationalisation	-	-
Others Liabilities	372.93	363.14
TOTAL	2,854.20	2,591.62

Note - 8.1 :- In the process of making payment of Cess on the annual value of coal bearing land based on the average production of preceding two years valuing at a rate prevailing as on 1st April of each year and realisation made from customeres on the value of despatches of Coal considering the sale price prevailing on 1st day of April of the financial year, there remains a balance accumulating to ₹ 1241.82 cr. (₹ 1044.22 cr.) which has been shown under cess equilisation A/C.

NOTE - 9

SHORT TERM PROVISIONS

(₹ Crores)

	AS AT 31-03-2014	AS AT 31-03-2013
For Employee Benefits		
- Gratuity	76.09	460.30
- Leave Encashment	75.03	67.17
- PPLB	217.39	192.05
- PRP	264.46	200.44
- Other Employee Benefits	69.12	76.58
For Proposed Dividend	-	-
For Corporate Dividend Tax	-	-
Provision for Income Tax	154.06	273.13
Less : Advance Income Tax / Tax Deducted at Source	(18.74)	(20.98)
For Excise Duty on Closing Stock of Coal	18.59	20.76
For Others	2.76	2.67
TOTAL	858.76	1,272.12

NOTE - 10 A
FIXED ASSETS
(■ Crores)

PARTICULARS	GROSS BLOCK			DEPRECIATION			IMPAIRMENT LOSS			Total Total Depreciation/ Impairment Loss	CARRYING VALUE		
	As on 01.04.13	Addition during the period	Adj./Sales/Tr transfer during the period	As on 31.03.14	As on 01.04.13	Addition during the period	Adj./Sales/Tr transfer during the period	As on 31.03.14	As on 01.04.13		Addition during the period	Adj./Sales/ Transfer during the period	As on 31.03.14
Tangible Assets													
Land													
(a) Freehold	58.82	17.45	(6.59)	69.68	5.29	0.30	-	5.59	-	-	-	64.09	53.53
(b) Leasehold	111.91	12.31	-	124.22	26.78	6.27	-	33.05	-	-	-	91.17	85.13
Building/Water Supply/ Road & Culverts	480.42	12.60	-	493.02	223.36	11.23	-	234.59	-	-	-	258.43	257.06
Plant & Equipments	3452.33	254.78	(81.24)	3625.87	2774.79	137.01	(76.44)	2835.36	-	-	-	790.51	677.54
Telecommunication	19.32	12.39	-	31.71	17.09	1.52	-	18.61	-	-	-	13.10	2.23
Railway Sidings	26.40	0.50	(0.15)	26.75	19.13	0.78	-	19.91	-	-	-	6.84	7.27
Furniture & Fixtures/Office Tools & Equipments/Electrical Fittings/ Fire Arms	101.36	6.06	(0.02)	107.40	74.44	3.18	0.05	77.67	-	-	-	29.73	26.92
Vehicle	14.02	-	(0.06)	13.96	11.54	0.36	(0.06)	11.84	-	-	-	2.12	2.48
Aircraft	-	-	-	-	-	-	-	-	-	-	-	-	-
Development	-	-	-	-	-	-	-	-	-	-	-	-	-
Assets taken on Nationalisation	8.17	0.99	-	9.16	8.17	0.99	-	9.16	-	-	-	-	-
TOTAL	4272.75	317.08	(88.06)	4501.77	3160.59	161.64	(76.45)	3245.78	-	-	-	1255.99	1112.16
Tangible Assets (As on 31.03.2013)	4157.09	155.87	(40.21)	4272.75	3032.15	167.06	(38.62)	3160.59	-	-	-	1112.16	1124.94
Intangible Assets													
Computer Software													
Development	1061.50	31.26	(0.01)	1092.75	706.46	31.59	0.01	738.06	216.89	14.89	-	231.78	138.15
Prospecting & Boring	201.30	1.49	(0.05)	202.74	135.81	0.98	-	136.79	60.97	0.38	(0.29)	61.06	4.52
Total	1262.80	32.75	(0.06)	1295.49	842.27	32.57	0.01	874.85	277.86	15.27	(0.29)	292.84	142.67
Intangible Assets (As on 31.03.2013)	1232.88	30.50	(0.58)	1262.80	815.24	26.63	0.40	842.27	259.81	17.92	0.13	277.86	157.83
GRAND TOTAL	5535.55	349.83	(88.12)	5797.26	4002.86	194.21	(76.44)	4120.63	277.86	15.27	(0.29)	1383.79	1254.83

Note- 10A.1 :- Land acquired under Coal Bearing Acquisition Act, 1957, L.A. Act and direct purchase of tenancy land are classified as free hold land and acquisition of other land like inherited land on nationalisation, direct transfer of Govt. land and forest land are classified as lease hold land.

Note-10A.2 :- Land includes certain land taken on possession by the Company for which legal formalities in respect of title deeds etc. are pending. However, land taken on possession by the Company, for which values are yet to be ascertained pending completion of legal formalities have not been included.

NOTE - 10 B
CAPITAL WORK-IN-PROGRESS

PARTICULARS	COST				PROVISION				IMPAIRMENT LOSS				CARRYING VALUE	
	As on 01.04.13	Addition during the period	Adj./Sales/Tr transfer during the period	As on 31.03.14	As on 01.04.13	Addition during the period	Adj./Sales/Tr transfer during the period	As on 31.03.14	As on 01.04.13	Addition during the period	Adj./Sales/Tr transfer during the period	As on 31.03.14	As on 31.03.13	
Tangible Assets														
Building/Water Supply /Road & Culverts	18.91	13.13	(12.58)	19.46	5.94	-	(0.03)	5.91	-	-	-	13.55	12.97	
Plant & Equipments	78.17	287.21	(243.01)	122.37	36.57	0.14	(0.02)	36.69	-	-	-	85.68	41.60	
Railway Sidings	6.61	0.74	(0.21)	7.14	2.63	-	-	2.63	-	-	-	4.51	3.98	
Development	-	0.45	(0.45)	-	-	-	-	-	-	-	-	-	-	
Others	3.72	17.42	(17.06)	4.08	0.95	-	-	0.95	-	-	-	3.13	2.77	
TOTAL	107.41	318.95	(273.31)	153.05	46.09	0.14	(0.05)	46.18	-	-	-	106.87	61.32	
Tangible Assets (As on 31.03.2013)	96.84	135.24	(124.67)	107.41	45.56	0.54	(0.01)	46.09	-	-	-	46.09	-	
Surveyed off Assets	321.63		40.03	361.66	321.63	3.87	36.16	361.66	-	-	-	361.66	-	
Surveyed off Assets (As on 31.03.2013)	315.06		6.57	321.63	315.06	1.41	5.16	321.63	-	-	-	321.63	-	
Grand Total	429.04	318.95	(233.28)	514.71	367.72	4.01	36.11	407.84	-	-	-	106.87	61.32	
Grand Total (As on 31.03.2013)	411.90	135.24	(118.10)	429.04	360.62	1.95	5.15	367.72	-	-	-	367.72	-	

Note- 10B.1:- Total provision for Tangible Assets upto the end of the period is ₹ 46.18 crores (₹ 46.09 cr)

Note- 10B.2:- Full provision amounting to ₹ 3.87 cr (₹ 1.41 cr) on the value of Surveyed Off Assets has been made.

NOTES TO BALANCE SHEET (CONTD.) CONSOLIDATED :

NOTE - 11

NON - CURRENT INVESTMENTS - Unquoted at Cost

(₹ crores)

	Number of shares/bonds/sec urities current Year / (previous) year)	Face value per shares/bonds/sec urity current year/(previous year) (₹)	As at 31.03.14	As at 31.03.13
TRADE				
8.5% Tax Free Special Bonds (Fully Paid up) :				
(on securitisation of Sundry Debtors)				
Major State-wise Break-up				
(4 Bonds of ₹ 1,65,000/- each)				
UP	-	-	0.05	0.07
Haryana	-	-	-	-
Maharashtra	-	-	-	-
Madhya Pradesh	-	-	-	-
Gujarat	-	-	-	-
West Bengal	-	-	-	-
Others	-	-	-	-
Equity Shares in Joint Venture Companies (with name of joint ventures)	-	-	-	-
Equity Shares in Subsidiaries Companies (with name of Subsidiaries)	-	-	-	-
Others (in Co-operative Shares)	-	-	0.08	0.08
i) 500 "B" class shares of ₹ 1000/- each in Coal Mines Officers Co operative credit Society Ltd. ₹ 0.05				
ii) 1000 "D" class shares of ₹ 100/- each in Dishergarh colly Worker's central co-opt store Ltd. ₹ 0.01				
iii) 4000 shares of ₹ 25/- each in the Mugma coalfield colly Worker's central co-opt store Ltd. ₹ 0.01				
iv) 500 "B" class shares of ₹ 100/- each in Sodepur colly Employee's co-opt credit society Ltd. & 500 "B" class shares of ₹ 100 each in Dhenomain colly. Employees' co-opt credit society Ltd. ₹ 0.01				
NON-TRADE				
7.55% Non Convertible IRFC Tax Free Bonds 2021 Series	-	-	-	-
Total :			0.13	0.15
Aggregate of Quoted Investment			-	-
Aggregate of Unquoted Investment			-	-
Market Value of Quoted Investment			-	-
Provision made for diminution in the value of Investment			-	-

NOTES TO BALANCE SHEET (CONTD.) CONSOLIDATED :

NOTE - 12

LONG TERM LOANS & ADVANCES

(₹ Crores)

	AS AT 31-03-2014	AS AT 31-03-2013
LOANS		
ADVANCES		
For Capital		
- Secured considered goods	-	-
- Unsecured considered goods	88.57	45.47
- Doubtful	4.80	4.82
	<u>93.37</u>	<u>50.29</u>
Less : Provision for Doubtful Loans and Advances	<u>4.80</u>	<u>4.82</u>
	<u>88.57</u>	<u>45.47</u>
For Revenue	-	-
- Secured considered goods	-	-
- Unsecured considered goods	2.20	0.71
- Doubtful	0.56	1.46
	<u>2.76</u>	<u>2.17</u>
Less : Provision for Doubtful Loans and Advances	<u>0.56</u>	<u>1.46</u>
	<u>2.20</u>	<u>0.71</u>
Security Deposits		
- Secured considered goods	-	-
- Unsecured considered goods	7.89	3.10
- Doubtful	0.66	0.66
	<u>8.55</u>	<u>3.76</u>
Less : Provision for Doubtful Loans and Advances	<u>0.66</u>	<u>0.66</u>
	<u>7.89</u>	<u>3.10</u>
Deposit for P&T, Electricity etc.		
- Secured considered goods	-	-
- Unsecured considered goods	0.37	0.41
- Doubtful	0.44	0.45
	<u>0.81</u>	<u>0.86</u>
Less : Provision for Doubtful Loans and Advances	<u>0.44</u>	<u>0.45</u>
	<u>0.37</u>	<u>0.41</u>

LOAN TO EMPLOYEES & OTHERS

For House Building*			
- Secured considered goods	0.82	1.16	
- Unsecured considered goods	-	-	
- Doubtful	-	-	
	<u>0.82</u>	<u>1.16</u>	
For Motor Car and Other Conveyance*			
- Secured considered goods	0.01	0.02	-
- Unsecured considered goods	-	-	
- Doubtful	-	-	
	<u>0.01</u>	<u>0.02</u>	
For Others			
- Secured considered goods	-	-	
- Unsecured considered goods	-	-	
- Doubtful	-	-	
	<u>-</u>	<u>-</u>	
Less : Provision for Doubtful Loans and Advances	<u>-</u>	<u>-</u>	
	<u>-</u>	<u>-</u>	
	<u>99.86</u>	<u>50.87</u>	
Loan To Subsidiaries			
- Secured considered goods	-	-	
- Unsecured considered goods	-	-	
- Doubtful	-	-	
	<u>-</u>	<u>-</u>	
TOTAL	<u>99.86</u>	<u>50.87</u>	

Note

PARTICULARS	CLOSING BALANCE		MAXIMUM AMOUNT DUE AT ANY TIME DURING	
	CURRENT PERIOD	PREVIOUS PERIOD	CURRENT PERIOD	PREVIOUS PERIOD
Due by the Companies in which directors of the company is also a director/member (with name of the Companies)	NIL	NIL	NIL	NIL
Due by the parties in which the Director(s) of company is /are interested	NIL	NIL	NIL	NIL

NOTES TO BALANCE SHEET (CONTD.) CONSOLIDATED :

NOTE - 13

OTHER NON-CURRENT ASSETS

(₹ Crores)

	AS AT 31-03-2014	AS AT 31-03-2013
Long Term Trade Receivable		
- Secured considered goods	-	-
- Unsecured considered goods	-	-
- Doubtful	-	-
	<hr/>	<hr/>
Less Provision for bad and doubtful Trade Receivable	-	-
	<hr/>	<hr/>
Exploratory Drilling Work	-	-
- Secured considered goods	-	-
- Unsecured considered goods	-	-
- Doubtful	-	-
	<hr/>	<hr/>
Less Provision for bad and doubtful	-	-
	<hr/>	<hr/>
Other Receivables	-	-
- Secured considered goods	-	-
- Unsecured considered goods	16.33	17.43
- Doubtful	5.22	5.33
	<hr/>	<hr/>
	21.55	22.76
Less Provision for bad and doubtful Receivables	5.22	5.33
	<hr/>	<hr/>
	16.33	17.43
TOTAL	16.33	17.43

Note :

PARTICULARS	CLOSING BALANCE		MAXIMUM AMOUNT DUE AT ANY TIME DURING	
	CURRENT PERIOD	PREVIOUS PERIOD	CURRENT PERIOD	PREVIOUS PERIOD
Due by the Companies in which directors of the company is also a director/member (With name of the Companies)	NIL	NIL	NIL	NIL
Due by the parties in which the Director(s) of company is /are interested	NIL	NIL	NIL	NIL

Note - 13.1 : Other Receivable includes balance claim of ₹ 20.86 cr. (₹ 21.11 cr) against total claim of ₹ 47.67 cr. lodged with Director of Electricity, Govt. of West Bengal in support of relief / concession required for revival of ECL accordingly to BIFR's sanctioned scheme. Against the above claim 10% provision has been made considering its doubtful recovery.

NOTES TO BALANCE SHEET (CONTD.) CONSOLIDATED :

NOTE - 14

CURRENT INVESTMENTS - Quoted / Unquoted at Cost

(₹ crores)

	Number of shares/bonds/sec urities current Year / (previous year)	Face value per shares/bonds/sec urity current year/(previous year) (₹)	Market Value/NAV Per Shares/bonds/security current year / (previous year) (₹)	As at 31.03.14	As at 31.03.13
NON-TRADE					
Mutual Fund Investment (with name of mutual fund)	-	-	-	-	-
7.55% Non Convertible IRFC Tax Free Bonds 2021 Series					
TRADE					
8.5% Tax Free Special Bonds (Fully Paid up) :					
(on securitisation of Sundry Debtors)					
<u>Major State-wise Break-up</u> (2 Bonds of ₹ 1,65,000/- each)					
UP				0.03	0.03
Total :				0.03	0.03
Aggregate of Quoted Investment				-	-
Aggregate of Unquoted Investment				-	-
Market Value of Quoted Investment				-	-
Market Value of Unquoted Investment				-	-
Provision made for diminution in the value of Investment				-	-

NOTES TO BALANCE SHEET (CONTD.) CONSOLIDATED :

NOTE - 15

INVENTORIES

(₹ Crores)

	AS AT 31-03-2014	AS AT 31-03-2013
Stock of Coal	299.95	309.74
Coal Under Development	-	-
Less : Provision	1.76	1.76
A Stock of Coal (Net)	298.19	307.98
Stock of Stores & Spares (at cost)	177.68	167.24
Stores -in -transit	0.06	0.02
Less : Provision	43.97	47.17
B Net Stock of Stores & Spares (at cost)	133.77	120.09
C Workshop Jobs :		
Work-in-progress and Finished Goods	18.06	13.83
Less : Provision	0.20	0.20
Net Stock of Workshop Jobs	17.86	13.63
D Press :		
Work-in-Progress and Finished Goods	-	-
E Stock of Medicine at Central Hospital	0.70	0.63
F Prospecting & Boring/ Development Exp./Coal Blocks meant for Sale	-	-
Total (A to F)	450.52	442.33

Note - 15.1 : Perpetual verification of inventories has been carried out during the year except in certain areas. Closing Stock of stores at Central and Area Stores have been valued at weighted average cost. Provision at the end of the year of ₹ 43.97 cr (₹ 47.17 cr) is consisting of the following:

- Provision for quantitative discrepancies noticed between Bin Cards and Stores Ledger upto March, 2014 ₹ 2.07 cr (₹ 2.32 cr)
- Provision for unserviceable, damaged and obsolete store ₹ 10.47 cr (₹ 10.62 cr.)
- Prov for non-moving stores & spares ₹ 31.43 crore (₹ 34.23 crore.)

SCHEDULES TO BALANCE SHEET (CONTD.) CONSOLIDATED

ANNEXURE TO NOTE - 15

(Qty. in Lakh tonnes) (value in lakh ₹)

TABLE - A

Reconciliation of closing stock adopted in Account with Book stock as at the end of the year:

	OVERALL STOCK		NON-VENDABLE STOCK		VENDABLE STOCK	
	Qty.	Value	Qty.	Value	Qty.	Value
1. (A) Opening stock as on 01.04.13	25.85	35630	4.71	4656	21.14	30974
(B) Adjustment in Opening Stock	0.00	0	0.00	0	0.00	0
	<u>25.85</u>	<u>35630</u>	<u>4.71</u>	<u>4656</u>	<u>21.14</u>	<u>30974</u>
2. Production for the year	360.54	906317	0.00	0	360.54	906317
3. Sub-Total (1+2)	386.39	941947	4.71	4656	381.68	937291
4. Off- Take for the year :						
(A) Outside Despatch	359.78	897805	0.00	0	359.78	897805
(B) Coal feed to Washeries	0.00	0	0.00	0	0.00	0
(C) Own Consumption	2.77	9491	0.00	0	2.77	9491
TOTAL(A)	362.55	907296	0.00	0	362.55	907296
5. Derived Stock	23.84	34651	4.71	4656	19.13	29995
6. Measured Stock	23.55	34102	4.71	4656	18.84	29446
7. Difference (5-6)	0.29	549			0.29	549
8. Break-up of Difference:						
(A) Excess within 5%	0.05	60	0.00	0	0.05	60
(B) Shortage within 5%	0.34	609	0.00	0	0.34	609
(C) Excess beyond 5%	0.00	0	0.00	0	0.00	0
(D) Shortage beyond 5%	0.00	0	0.00	0	0.00	0
9. Closing stock adopted in A/c. (6-8A+8B)	23.84	34651	4.71	4656	19.13	29995

Should Form Part of Notes to Accounts

Summary of Closing Stock of Coal (Qty. in Lakh tonnes / Value in ₹ lakh)
Table : B

	Raw Coal			Washed / Dashed Coal			Other Products		Total	
	Coking		Non-Coking	Coking		Non-Coking	Value	Qty		Value
	Qty	Value	Qty	Value	Qty	Value	Qty	Value		
Opening Stock (Audited)	-	-	25.85	35,630	-	-	-	25.85	35,630	
Less: Non-vendable Coal	-	-	4.71	4,656	-	-	-	4.71	4,656	
Adjusted Opening Stock (Vendable)	-	-	21.14	30,974	-	-	-	21.14	30,974	
Production	-	-	360.54	906,317	-	-	-	360.54	906,317	
Offtake*										
(A) Outside Despatch	-	-	359.78	897,805	-	-	-	359.78	897,805	
(B) Coal feed to Washeries	-	-	-	-	-	-	-	-	-	
(C) Own Consumption	-	-	2.77	9,491	-	-	-	2.77	9,491	
Closing Stock **	-	-	19.13	29,995	-	-	-	19.13	29,995	
Less: Shortage	-	-	-	-	-	-	-	-	-	
Closing Stock **(Note - 15)	-	-	19.13	29,995	-	-	-	19.13	29,995	
Less: Seized Coal	-	-	-	276	-	-	-	-	276	
Closing Stock **(Note - 23)	-	-	-	29,719	-	-	-	-	29,719	

NOTES TO BALANCE SHEET (CONTD.) CONSOLIDATED :

NOTE - 16

TRADE RECEIVABLES

(₹ Crores)

	AS AT 31-03-2014	AS AT 31-03-2013
Debts outstanding for a period exceeding six months from the due date		
- Secured considered goods	-	-
- Unsecured considered goods	1142.74	620.98
- Doubtful	<u>423.70</u>	<u>353.19</u>
	1566.44	974.17
Less Provision for bad and doubtful trade receivables	<u>423.70</u>	<u>353.19</u>
	<u>1142.74</u>	<u>620.98</u>
Other Debts		
- Secured considered goods	-	-
- Unsecured considered goods	577.27	2,961.15
- Doubtful	<u>-</u>	<u>46.20</u>
	577.27	3,007.35
Less Provision for bad and doubtful trade receivables	<u>-</u>	<u>46.20</u>
	<u>577.27</u>	<u>2,961.15</u>
Total	<u>1720.01</u>	<u>3,582.13</u>

Notes :

	CLOSING BALANCE		MAXIMUM AMOUNT DUE AT ANY TIME DURING	
	CURRENT PERIOD	PREVIOUS PERIOD	CURRENT PERIOD	PREVIOUS PERIOD
Due by the Companies in which directors of the company is also a director/member (With name of the Companies)	NIL	NIL	NIL	NIL
Due by the parties in which the Director(s) of company is /are interested	NIL	NIL	NIL	NIL

Note 16.1 :- Adjustment of an amount of ₹ 382.91 crores (Previous period ₹ 101.35 crores) for grade slippage has been made after reconciliation, settlement and issuing credit notes to parties during the period.

	₹ in crore	₹ in crore
Note 16.2 :- The details of provision are as under :-	<u>31.03.14</u>	<u>31.03.13</u>
Opening Provision	399.39	205.67
Less: Settled/Written off/adjusted against opening debtors	----	----
Add: New provision during the year	92.82	272.75
Less: Written back from opening provision	68.51	79.03
Closing Balance	423.70	399.39

NOTES TO BALANCE SHEET (CONTD.) CONSOLIDATED :

NOTE - 17

CASH & BANK BALANCE

(₹ Crores)

	AS AT 31-03-2014	AS AT 31-03-2013
Balances with Scheduled Banks		
- SBI Dividend Account (unpaid/unclaimed dividend account)		
- In Deposit Accounts with maturity upto 3 months	529.32	8.00
- In Current Accounts	584.43	429.58
- In Cash Credit Accounts	-	-
Balances with Non - Scheduled Banks		
In Account with Banks outside India	-	-
Remittance - in transit	-	0.12
Cheques, Drafts and Stamps on hand	0.08	0.73
Cash on hand	0.72	0.72
Deposit with Scheduled Banks under Shifting and Rehabilitation Fund Scheme with maturity upto 3 months	-	-
Other Bank Balances		
Balances with Scheduled Banks		
- In Deposit Accounts with maturity more than 3 months	2,663.93	1,510.38
Deposit with Scheduled Banks under Shifting and Rehabilitation Fund Scheme with maturity more than 3 months	-	-
Deposit with Scheduled Banks under Mine Closure Plan Scheme*	73.52	-
Total	3,852.00	1,949.53
1. Maximum amount outstanding with Banks other than Scheduled Banks at any time during the year	nil	nil
2. Deposit for more than 1 (one) year from the date of purchase	nil	nil
3. ₹ 73.52 crores has been deposited with Union Bank of India towards Mine closure Escrow a/c during the period.		

NOTES TO BALANCE SHEET (CONTD.) CONSOLIDATED :

NOTE - 18

SHORT TERM LOANS & ADVANCES

(₹ Crores)

	AS AT 31-03-2014	AS AT 31-03-2013
LOANS		
ADVANCE (Recoverable in cash or in kind or for value to be received)		
ADVANCE TO SUPPLIERS		
For Revenue		
- Secured considered goods	-	-
- Unsecured considered goods	74.09	67.27
- Doubtful	2.50	2.64
	<u>76.59</u>	<u>69.91</u>
Less Provision for bad and doubtful Advance	2.50	2.64
	<u>74.09</u>	<u>67.27</u>
	74.09	67.27
ADV PAYMENT OF STATUTORY DUES		
SalesTax	-	-
- Secured considered goods	-	-
- Unsecured considered goods	24.08	22.51
- Doubtful	-	-
	<u>24.08</u>	<u>22.51</u>
Less Provision for bad and doubtful Advance	-	-
	<u>24.08</u>	<u>22.51</u>
Advance Income Tax / Tax Deducted at Source	-	-
Less : Provision for Income Tax	-	-
	-	-
Others		
- Secured considered goods	-	-
- Unsecured considered goods	20.15	19.70
- Doubtful	0.44	0.12
	<u>20.59</u>	<u>19.82</u>
Less Provision for bad and doubtful Advance	0.44	0.12
	<u>20.15</u>	<u>19.70</u>
	<u>44.23</u>	<u>42.21</u>

Advance to Employees		
- Secured considered goods	-	-
- Unsecured considered goods	79.84	78.91
- Doubtful	1.32	1.56
	<u>81.16</u>	<u>80.47</u>
Less Provision for bad and doubtful Advance	1.32	1.56
	<u>79.84</u>	<u>78.91</u>
Current Account with Coal India Limited & other Subsidiaries of Coal India Limited	-	-
Loan Account with Subsidiaries		
- Secured considered goods	-	-
- Unsecured considered goods	-	-
- Doubtful	-	-
Less Provision for bad and doubtful Loan	-	-
Claims Receivables		
- Secured considered goods	-	-
- Unsecured considered goods	6.70	0.13
- Doubtful	2.20	2.04
	<u>8.90</u>	<u>2.17</u>
Less Provision for bad and doubtful claim receivables	2.20	2.04
	<u>6.70</u>	<u>0.13</u>
Prepaid Expenses	0.39	0.46
	<u>86.93</u>	<u>79.50</u>
TOTAL	<u>205.25</u>	<u>188.98</u>

Note :

PARTICULARS	CLOSING BALANCE		MAXIMUM AMOUNT DUE AT ANY TIME DURING	
	CURRENT PERIOD	PREVIOUS PERIOD	CURRENT PERIOD	PREVIOUS PERIOD
Due by the Companies in which directors of the company is also a director/member (with name of the Companies)	NIL	NIL	NIL	NIL
Due by the parties in which the Director(s) of company is /are interested	NIL	NIL	NIL	NIL

NOTES TO BALANCE SHEET (CONTD.) CONSOLIDATED :

NOTE - 19**OTHER CURRENT ASSETS**

(₹ Crores)

	AS AT 31-03-2014	AS AT 31-03-2013
Interest Accrued		
- Investment	-	-
- Deposit with Banks	127.72	140.23
- Others	-	-
Ex Owner's Account	-	-
Other Advances	0.06	0.03
Less: Provision	-	-
	<u>0.06</u>	<u>0.03</u>
DEPOSITS		
Deposit for Customs Duty, Port Charges etc.	-	-
Deposit with Coal India Limited	-	-
Deposit for Royalty, Cess & Sales Tax	-	-
Less: Provision	-	-
Others	3.74	3.69
Less: Provision	<u>0.49</u>	<u>0.47</u>
	<u>3.25</u>	<u>3.22</u>
Amount Receivable from Govt of India for transactions on behalf of Ex-Coal Board	-	-
Less: Provision	-	-
Other Receivables	140.75	39.46
Less: Provision	<u>1.13</u>	<u>0.80</u>
	<u>139.62</u>	<u>38.66</u>
TOTAL	270.65	182.14

NOTES TO STATEMENT OF PROFIT & LOSS CONSOLIDATED :

NOTE - 20

REVENUE FROM OPERATIONS

(₹ Crores)

	For the period ended 31-03-2014	For the period ended 31-03-2013
Sales of Coal, coke etc *	11,959.75	12,162.59
Less: Excise Duty	604.17	578.00
Less : Other Levies		
Royalty	322.83	254.93
Cess on Coal	1,522.89	1,542.89
Stowing Excise Duty	35.98	35.54
Central Sales Tax	152.31	127.40
Clean Energy Cess	179.89	177.71
State Sales Tax/VAT	241.57	244.93
Other Levies	12.32	9.28
TOTAL LEVIES	3,071.96	2,970.68
Revenue From Operations (NET SALES*)	8,887.79	9,191.91

Note 20.1:- Sale is net of deduction for grade slippage of ₹ 382.91 crores (₹ 101.35 crores) due to credit note issued to the parties for grade slippage.

Note 20.2:- Sale includes MOU quantity of 8.91 LT.(NIL) and MOU gain of ₹ 122.71crores (NIL)

Note 20.3:- Sales includes ₹ 349.11 crores (₹ 559.87 crores) as incentive under fuel supply agreement with various power sector for achieving despatch target.

Note 20.4:- Sales includes e-auction quantity of 39.04 LT (41.84 LT) and e-auction gain of ₹ 224.35 crores (₹ 390.72 crores)

NOTES TO STATEMENT OF PROFIT & LOSS CONSOLIDATED :

NOTE - 21

OTHER INCOME

(₹ Crores)

	For the period ended 31-03-2014	For the period ended 31-03-2013
<u>Income From Long Term Investments</u>		
Dividend from Joint Ventures	-	-
Dividend from Subsidiaries	-	-
Interest from		
Government Securities (8.5% Tax Free Special Bonds) (Trade)	0.01	0.01
7.55% Non Convertible IRFC Tax Free Bonds 2021 Series (Non-Trade)		
<u>Income From Current Investments</u>		
Dividend from Mutual Fund Investments	-	-
Interest from		
Government Securities (8.5% Tax Free Special Bonds) (Trade)		
7.55% Non Convertible IRFC Tax Free Bonds 2021 Series (Non-Trade)		
<u>Income From Others</u>		
Interest (Gross)		
From Deposit with Banks	189.86	179.36
From Loans and Advances to Employees	0.10	-
From Income Tax Refunds	0.09	-
From Coal India	-	-
Others	0.01	0.13
Central Excise Duty on closing of coal	2.16	0.93
Apex Charges	-	-
Subsidy for Sand Stowing & Protective Works	53.62	41.80
Profit on Sale of Assets	1.63	0.80
Recovery of Transportation & Loading Cost	168.04	136.85
Gain on Foreign exchange Transactions	-	-
Exchange Rate Variance	-	-
Lease Rent	-	-
Liability Write Backs	124.45	6.62
Guarantee Fees from Subsidiaries	-	-
Other non-operating Income	172.94	182.06
TOTAL	712.91	548.56

Note : Other non-operating income includes sales compensation under F.S.A. of ₹ 91.57 crores (₹ 106.22 crores)

NOTES TO STATEMENT OF PROFIT & LOSS CONSOLIDATED :

NOTE - 22**COST OF MATERIAL CONSUMED**

(₹ Crores)

	For the period ended 31-03-2014	For the period ended 31-03-2013
Explosives	126.14	115.92
Timber	4.33	4.23
P O L	277.57	210.88
HEMM Spares	140.79	134.36
Other Consumable Stores & Spares	186.53	184.56
TOTAL	<u>735.36</u>	<u>649.95</u>

NOTES TO STATEMENT OF PROFIT & LOSS CONSOLIDATED :

NOTE - 23

(₹ Crores)

CHANGE IN INVENTORIES OF FINISHED GOODS, WORK IN PROGRESS AND STOCK IN TRADE

	For the period ended 31-03-2014	For the period ended 31-03-2013
Opening Stock of Coal / Coke	307.06	477.01
Add : Adjustment of Coal / Coke		
Less : Deterioration of Coal/Coke	1.76	1.76
Total (1)	<u>305.30</u>	<u>475.25</u>
Less : Closing Stock of Coal/Coke	297.19	307.06
Less: Deterioration of Coal/Coke	1.76	1.76
Total (2)	<u>295.43</u>	<u>305.30</u>
A) Change in Inventory of Closing Stock (1-2)	9.87	169.95
Opening Stock of Workshop made finished goods and WIP	13.83	12.83
Less: Provision	0.20	0.23
Total (3)	<u>13.63</u>	<u>12.60</u>
Closing Stock of Workshop made finished goods and WIP	18.06	13.83
Less: Provision	0.20	0.20
Total (4)	<u>17.86</u>	<u>13.63</u>
B) Change in Inventory of Closing Stock of workshop (4-3)	(4.23)	(1.03)
Press Opening Job		
i)Finished Goods	-	-
ii)Work in Progress	-	-
Total (5)	<u>-</u>	<u>-</u>
Press Closing Job		
i)Finished Goods	-	-
ii)Work in Progress	-	-
Total (6)	<u>-</u>	<u>-</u>
C) Change in Inventory of Closing Stock of Press Job made finished goods and WIP (5-6)	-	-
	-	-
	-	-
	-	-
Total Change in Inventory of Stock(A+B+C)	<u>5.64</u>	<u>168.92</u>

NOTES TO STATEMENT OF PROFIT & LOSS CONSOLIDATED :

NOTE - 24

EMPLOYEE BENEFIT EXPENSES

(₹ Crores)

	For the period ended 31-03-2014	For the period ended 31-03-2013
Salary, Wages, Allowances & Benefits	4,056.42	3,758.51
Exgratia	231.96	218.66
PRP	64.02	54.34
Contribution to P.F. & Other Funds	468.03	430.13
Gratuity	264.43	375.20
Leave Encashment	145.82	187.06
VRS	3.12	6.25
Workman Compensation	4.13	1.42
Medical Expenses	33.43	26.59
Grants to Schools & Institutions	5.96	7.55
Sports & Recreation	1.42	0.37
Canteen & Creche	0.13	0.11
Power - Township	113.63	135.81
Hire Charges of Bus, Ambulance etc.	5.36	4.57
Other Employee Benefits	101.30	66.55
Post Retirement Medical Benefit	(3.42)	56.87
TOTAL	5,495.74	5,329.99

Note 24.1: Salary, Wages, Allowances & Benefits includes provisions of ₹ 24.49 crores (₹ 21.60 crores) made for Superannuation Benefit to Executive.

NOTES TO STATEMENT OF PROFIT & LOSS CONSOLIDATED :

NOTE - 25**WELFARE EXPENSES****(₹ Crores)**

	For the period ended 31-03-2014	For the period ended 31-03-2013
Medical Expenses for retired employees	16.83	39.87
CSR Expenses	--	-
Environmental Expenses	2.06	0.81
Tree Plantation	0.36	0.09
Other Expenses	73.73	76.35
TOTAL	92.98	117.12

NOTE - 26**REPAIRS****(₹ Crores)**

	For the period ended 31-03-2014	For the period ended 31-03-2013
Building	4.24	3.04
Plant & Machinery	69.60	55.02
Others	2.63	2.17
TOTAL	76.47	60.23

NOTES TO STATEMENT OF PROFIT & LOSS CONSOLIDATED :

NOTE - 27**CONTRACTUAL EXPENSES**

(₹ Crores)

	For the period ended 31-03-2014	For the period ended 31-03-2013
Transportation Charges :		
- Sand	53.58	29.41
- Coal & Coke	223.23	200.32
- Stores & Others etc.	1.76	1.26
Wagon Loading	7.42	5.41
Hiring of P&M	379.16	375.74
Other Contractual Work	77.00	60.22
TOTAL	742.15	672.36

NOTE - 28**FINANCE COSTS**

(₹ Crores)

	For the period ended 31-03-2014	For the period ended 31-03-2013
INTEREST EXPENSE		
Deferred Payments	0.89	-
Bank Overdraft / Cash Credit	-	--
Interest on IBRD & JBIC Loan	-	-
CIL Fund Loan Interest	-	-
Interest to Subsidiaries	-	-
Others	0.09	8.48
TOTAL(A)	0.98	8.48
OTHER BORROWING COSTS		
Guarantee Fees on (IBRD & JBIC) Loan	-	-
Other Expenses / Bank Charges *	-	-
TOTAL(B)	-	-
TOTAL (A+B)	0.98	8.48

NOTES TO STATEMENT OF PROFIT & LOSS CONSOLIDATED :

NOTE - 29

PROVISIONS

	(₹ Crores)	
	For the period ended 31-03-2014	For the period ended 31-03-2013
(A) PROVISION MADE FOR		
Doubtful debts	92.82	272.75
Doubtful advances & Claims	0.03	0.99
Foreign exchange Transaction	-	-
Stores & Spares	0.75	2.41
Reclamation of Land/Mine Closure Expenses	71.03	64.11
Surveyed of Fixed Assets/Capital WIP	4.01	2.13
Others	-	-
TOTAL (A)	168.64	342.39
(B) PROVISION WRITTEN BACK		
Doubtful debts	68.51	79.03
Doubtful advances & Claims	0.62	0.04
Foreign exchange Transaction	-	-
Stores & Spares	3.95	2.22
Reclamation of Land/Mine Closure Expenses	271.38	-
Surveyed of Fixed Assets/Capital WIP	1.12	0.18
Others	8.63	-
TOTAL (B)	300.21	81.47
TOTAL (A-B)	(131.57)	260.92

Note - 29.1 :- Provision for mine closure expenses of ₹ 71.03 crores (₹ 64.11 crores) has been taken being the pro-rata cost of total mine closure expenditure of all operating mines being determined as per guideline issued by the Ministry of Coal, GOI.

NOTE - 30

WRITE OFF

	(₹ Crores)	
	For the period ended 31-03-2014	For the period ended 31-03-2013
Doubtful debts	127.70	-
Doubtful advances	-	-
Others	-	-
TOTAL	127.70	-

NOTES TO STATEMENT OF PROFIT & LOSS CONSOLIDATED :

NOTE - 31**OTHER EXPENSES**

	For the period ended 31-03-2014	(₹ Crores) For the period ended 31-03-2013
Travelling expenses		
- Domestic	12.05	11.47
- Foreign	0.54	0.19
Training Expenses	2.65	2.22
Telephone & Postage	1.78	1.96
Advertisement & Publicity	4.21	3.29
Freight Charges	0.03	0.02
Demurrage	0.38	0.47
Donation/Subscription	0.13	0.03
Security Expenses	62.30	57.03
Service Charges of CIL	-	-
Hire Charges	16.22	14.35
CMPDI Expenses	9.59	3.73
Legal Expenses	1.30	1.30
Bank Charges	0.12	0.18
Guest House Expenses	1.72	0.78
Consultancy Charges	0.65	0.64
Under Loading Charges	10.59	4.80
Loss on Sale/Discard/Surveyed of Assets	-	-
Auditor's Remuneration & Expenses		
- For Audit Fees	0.14	0.11
- For Taxation Matters	0.09	0.07
- For Company Law Matters	-	-
- For Management Services	0.68	0.62
- For Other Services	0.89	1.16
- For Reimbursement of Expenses	0.24	0.22
Rehabilitation Charges	-	-
Royalty & Cess	1.91	1.65
Central Excise Duty	--	--
Rent	--	--
Rates & Taxes	4.29	2.61
Insurance	0.03	0.05
Loss on Exchange Rate Variance	13.46	9.86
Lease Rent	-	-
Rescue/Safety Expenses	2.82	1.92
Dead Rent/Surface Rent	8.47	31.78
Siding Maintenance Charges	2.93	3.11
Land/Crops Compensation	0.98	0.01
Miscellaneous Expenses	104.15	105.66
TOTAL	265.34	261.29

Note 31.1 : Dead Rent / Surface Rent includes Land revenue of ₹ 8.35 crores (₹ 27.57 crores).

NOTES TO STATEMENT OF PROFIT & LOSS CONSOLIDATED :

NOTE - 32

PRIOR PERIOD ADJUSTMENT

(₹ Crores)

	For the period ended 31-03-2014	For the period ended 31-03-2013
(A) Expenditure		
Sale of Coal & Coke	-	-
Stock of Coal & Coke	-	-
Other Income	-	-
Consumption of Stores & Spares	-	-
Employees Remuneration & Benefits	-	-
Power & Fuel	-	-
Welfare Expenses	-	-
Repairs	-	-
Contractual Expenses	2.41	-
Other Expenditure	-	-
Interest and other financial charges	-	-
Depreciation	-	10.56
TOTAL (A)	2.41	10.56
(B) Income		
Sale of Coal & Coke	-	-
Stock of Coal & Coke	-	-
Other Income	(1.14)	-
Consumption of Stores & Spares	0.19	-
Employees Remuneration & Benefits	-	-
Power & Fuel	-	-
Welfare Expenses	-	9.11
Repairs	-	-
Contractual Expenses	-	-
Other Expenditure	-	-
Interest and other financial charges	-	-
Depreciation	-	-
TOTAL (B)	(0.95)	9.11
TOTAL (A-B)	3.36	1.45

NOTES - 33**A. SIGNIFICANT ACCOUNTING POLICIES****1.0 Accounting Convention:**

Financial statements are prepared under the historical cost convention and on accrual basis of accounting and going concern concept, in accordance with the generally accepted accounting principles in India and the relevant provisions of the Companies Act, 1956 including accounting standards notified there under , except otherwise stated.

2.0 Subsidies / Grants from Government:

2.1 Subsidies / Grants on capital account are deducted from the cost of respective assets to which they relate. The unspent amount at the Balance Sheet date, if any, is shown as current liabilities.

2.2 Subsidies / Grants on revenue account are credited to Statement of Profit & Loss under the head- Other Income and the relevant expenses are debited to the respective heads. The unspent amount at the Balance Sheet date, if any, is shown as current liabilities.

2.3* Subsidies / Grants from Government received as an implementing agency

2.3.1* Certain Grant / Funds received under S&T, PRE, EMSC, CCDA etc as an implementing agency and used for creation of assets are treated as Capital Reserve and depreciation thereon is debited to Capital Reserve Account. The ownership of the asset created through grants lies with the authority from whom the grant is received.

2.3.2* Grant / Funds received as Nodal/Implementing Agency are accounted for on the basis of receipts and disbursement.

3.0 Fixed Assets:**3.1 Land:**

Value of land includes cost of acquisition and cash rehabilitation expenses and resettlement cost incurred for concerned displaced persons. Other expenditure incurred on acquisition of land viz. compensation in lieu of employment etc. are, however, treated as revenue expenditure.

3.2 Plant & Machinery:

Plant & Machinery includes cost and expenses incurred for erection / installation and other attributable costs of bringing those assets to working conditions for their intended use.

3.3 Railway Siding:

Pending commissioning, payments made to the railway authorities for construction of railway sidings are shown in Note 12 – “Long Term Loans & Advances” under Advances for Capital.

3.4 **Development:**

Expenses net of income of the projects / mines under development are booked to Development Account and grouped under Capital Work-in-Progress till the projects / mines are brought to revenue account. Except otherwise specifically stated in the project report to determine the commercial readiness of the project to yield production on a sustainable basis and completion of required development activity during the period of constructions, projects and mines under development are brought to revenue considering the following criteria:

- (a) From beginning of the financial year immediately after the year in which the project achieves physical output of 25% of rated capacity as per approved project report, or
- (b) 2 years of touching of coal, or
- (c) From the beginning of the financial year in which the value of production is more than total expenses,
 - Whichever event occurs first.

4.0 **Prospecting & Boring and other Development Expenditure:**

The cost of exploration and other development expenditure incurred in one "Five year" plan period will be kept in Capital work-in-progress till the end of subsequent two "Five year" plan periods for formulation of projects, before it is written-off, except in the case of Blocks identified for sale or proposed to be sold to outside agency which will be kept in inventory till finalisation of sale.

5.0 **Investments:**

Current investments are valued at the lower of cost and fair value as at the Balance Sheet date. Investments in mutual fund are considered as current investments.

Non-Current investments are valued at cost.

6.0 **Inventories:**

6.1 Book stock of coal / coke is considered in the accounts where the variance between book stock and measured stock is upto +/- 5% and in cases where the variance is beyond +/- 5% the measured stock is considered. Such stock are valued at net realisable value or cost whichever is lower.

6.1.1 Coal & coke fines are valued at lower of cost or net realisable value.

6.1.2 Slurry (coking/semi-coking), middling of washeries and by products are valued at net realisable value.

6.2 **Stores & Spares:**

6.2.1 The closing stock of stores and spare parts has been considered in the accounts as per balances appearing in priced stores ledger of the Central Stores and as per physically verified stores lying at the collieries/ units.

6.2.2 Stock of stores & spare parts at central & area stores are valued at cost calculated on the basis of weighted average method. The year-end inventory of stores & spare parts lying at collieries / sub-stores / drilling camps/ consuming centres, initially charged off, are valued at issue price of Area Stores, Cost / estimated cost. Workshop jobs including work-in-progress are valued at cost.

6.2.3 Stores & spare parts include loose tools.

6.2.4 Provisions are made at the rate of 100% for unserviceable, damaged and obsolete stores and at the rate of 50% for stores & spares not moved for 5 years.

6.3 Stock of stationery (other than lying at printing press), bricks, sand, medicine (except at Central Hospitals), aircraft spares and scraps are not considered in inventory.

7.0 **Depreciation:**

7.1. Depreciation on fixed assets is provided on straight line method at the rates and manner specified in Schedule XIV of the Companies Act, 1956 (as amended) except for telecommunication equipment, photocopying machine, Fax Machines, Mobile Phones, Digitally enhance cordless telephone and Computer (including printer & scanner), which are charged at higher rates on the basis of their technically estimated life, as follows :-

Telecommunication equipment	: -	15.83% p.a. and 10.55% p.a.
Photocopying machine	: -	23.75% p.a.
Fax Machine	: -	31.67% p.a.
Mobile Phone	: -	31.67% p.a.
Digitally enhance cordless telephone	: -	31.67% p.a.
Computer (including printer & scanner)	: -	31.67% p.a.

Depreciation on Earth Science Museum and high volume samplers and respiratory dust are charged @5.15% and 33.33% respectively on the basis of their technically estimated life.

Further, depreciation on certain equipments /HEMM is charged over the technically estimated life at higher rates viz. 11.88%; 13.57% and 15.83% as applicable.

Depreciation on SDL and LHD (equipments) are charged @19% p.a. and @15.83% p.a. respectively on the basis of technical estimation.

Depreciation on the assets added / disposed off during the year is provided on pro-rata basis with reference to the month of addition / disposal, except on those assets attracting 100% depreciation p.a. (SLM basis), which are fully depreciated in the year of their addition. Assets attracting 100% depreciation are taken out from the Assets after expiry of two years following the year in which these are fully depreciated.

7.2 Value of land acquired under Coal Bearing Area (Acquisition & Development) Act, 1957 is amortised on the basis of the balance life of the project. Value of leasehold land is amortised on the basis of lease period or balance life of the project whichever is earlier.

7.3 Prospecting, Boring and Development expenditure are amortised from the year when the mine is brought under revenue in 20 years or working life of the project whichever is less.

8.0 **Impairment of Asset:**

Impairment loss is recognised wherever the carrying amount of an asset is in excess of its recoverable amount and the same is recognized as an expense in the statement of profit and loss and carrying amount of the asset is reduced to its recoverable amount.

Reversal of impairment losses recognised in prior years is recorded when there is an indication that the impairment losses recognised for the asset no longer exist or have decreased.

9.0 **Foreign Currency Transactions:**

9.1 Balance of foreign currency transactions is translated at the rates prevailing on the Balance Sheet date and the corresponding effect is given in the respective accounts. Transactions completed during the period are adjusted on actual basis.

9.2 Transactions covered by cross currency swap options contracts to be settled on future dates are recognised at the rates prevailing on the Balance Sheet date, of the underlying foreign currency. Effects arising out of such contracts are taken into accounts on the date of settlement.

10.0 **Retirement benefits / other employee benefits:**

a) Defined contributions plans:

The company has defined contribution plans for payment of Provident Fund and Pension Fund benefits to its employees. Such Provident Fund and Pension Fund are maintained and operated by the Coal Mines Provident Fund (CMPF) Authorities. As per the rules of these schemes, the company is required to contribute a specified percentage of pay roll cost to the CMPF Authorities to fund the benefits.

b) Defined benefits plans:

The liability on the Balance Sheet date on account of gratuity and leave encashment is provided for on actuarial valuation basis by applying projected unit credit method. [Further the company has created a Trust with respect to establishment of Funded Group Gratuity (cash accumulation) Scheme through Life Insurance Corporation of India. Contribution is made to the said fund based on the actuarial valuation.]**

c) Other employee benefits:

Further liability on the Balance Sheet date of certain other employee benefits viz. benefits on account of LTA/ LTC; Life Cover Scheme, Group Personal Accident Insurance Scheme, Settlement Allowance, Retired Executive Medical Benefit Scheme and compensation to dependants of deceased in mines accidents etc. are also valued on actuarial basis by applying projected unit credit method.

11.0 Recognition of Income and Expenditure:

Income and Expenditure are generally recognised on accrual basis and provision is made for all known liabilities.

11.1 Sales

- a) Revenue in respect of sales is recognised when the property in the goods with the risks and rewards of ownership are transferred to the buyer.
- b) Sale of coal are net of statutory dues and accepted deduction made by customer on account of quality of coal.
- c) The revenue recognition is done where there is reasonable certainty of collection. On the other hand, revenue recognition is postponed in case of uncertainty as assessed by management.

11.2 Dividend

Dividend income is recognised when right to receive is established.

12.0 Borrowing Costs:

Borrowing Cost directly attributable to the acquisition or construction of qualifying assets is capitalised. Other borrowing costs are recognised as expenses in the period in which they are incurred.

13.0 Taxation:

Provision of current income tax is made in accordance with the Income Tax Act., 1961. Deferred tax liabilities and assets are recognised at substantively enacted tax rates, subject to the consideration of prudence, on timing difference, being the difference between taxable income and accounting income that originate in one period and are capable of reversal in one or more subsequent period.

14.0 Provision:

A provision is recognised when an enterprise has a present obligation as a result of past event; it is probable that an outflow of resources embodying economic benefit will be required to settle the obligation, in respect of which a reliable estimate can be made. Provisions are not discounted to present value and are determined based on best estimate required to settle the obligation at the balance sheet date.

15.0 Contingent Liability:

Contingent liability is a possible obligation that arises from past events and the existence of which will be confirmed only by the occurrence or non-occurrence of one or more uncertain future events not wholly within the control of the enterprise or a present obligation that arises from past events but is not recognised because it is not probable that an outflow of resources embodying economic benefit will be required to settle the obligations or reliable estimate of the amount of the obligations can not be made.

Contingent liabilities are not provided for in the accounts and are disclosed by way of Notes.

16.0 **Overburden Removal (OBR) Expenses :**

In open cast mines with rated capacity of one million tonnes per annum and above, cost of OBR is charged on technically evaluated average ratio (COAL:OB) at each mine with due adjustment for advance stripping and ratio-variance account after the mines are brought to revenue. Net of balances of advance stripping and ratio variance at the Balance Sheet date is shown as cost of removal of OB under the head Non - Current Assets/ Long Term Provisions as the case may be.

The reported quantity of overburden as per record is considered in calculating the ratio for OBR accounting where the variance between reported quantity and measured quantity is within the lower of the two alternative permissible limits, as detailed hereunder:-

Annual Quantum of OBR of the Mine.	Permissible limits of variance.	
	I	II
	%	Quantum (in Mill.Cu.Mtr.)
Less than 1 Mill.Cu.M.	+/- 5%	0.03
Between 1 and 5 Mill. Cu. M.	+/- 3%	0.20
More than 5 Mill. Cu.M	+/- 2%	Nil

However, where the variance is beyond the permissible limits as above, the measured quantity is considered.

17.0 **Prior Period Adjustments and Prepaid Expenses:**

Income / expenditures relating to prior period and prepaid expenses, which do not exceed ₹ 0.10 Crore in each case, are treated as income / expenditure of current year.

- * Policy No 2.3 not applicable to any subsidiaries except CMPDIL
- ** Applicable to subsidiaries having such trust.

NOTE - 34**ADDITIONAL NOTES ON ACCOUNTS**

- 1.1: Eastern Coalfields Limited was incorporated as a Private Limited Company on 1st. November, 1975 as a 100% Subsidiary of Coal India Limited (CIL) upon taking over of Assets and Liabilities vested with the Eastern Division of Coal Mines Authority Ltd.(former name of Coal India Limited).
- 1.2: Pending completion of legal formalities for transfer of assets and liabilities to the Company certain Assets including Mining Rights etc. continued to be in the name of CIL.
- 1.3 The formal transfer Deeds/Agreement for Assets & Liabilities transferred and taken over by the Company in respect of coal Mines Labour Welfare Organisation, Kalla & Central hospital along with 4 other Hospitals/ Dispensaries, Mines Rescue Station, Barakar Engineering & Foundry Works are yet to be finalised and executed in favour of the Company. In the absence of formal transfer and/or details of assets and liabilities of the above units, the valuation thereof has not been considered in the accounts. Consequently payment of ₹ 26.92 lakhs (₹ 26.92. lakhs) made for Mines Rescue Station and Kalla Hospital has been shown in the accounts as receivable.

2.0: FIXED ASSETS AND CAPITAL-WORK-IN-PROGRESS.

- 2.1 Building includes Roads & Culverts situated in the residential/official/factory areas.
- 2.2 S P Mines is the custodian of presently abandoned Soft Coke Plant as installed by CMPDIL. Neither any value of assets is recognised nor any operational expenses incurred by the Company for such Plant.
- 2.3 Capital items of stores like Conveyor Belt, Power Cables, Engineering Ropes and 90% value of civil materials lying in the Stores are shown as Capital W.I.P.
- 2.4 Physical verification of Plant & Machinery each worth ₹ 1.00 lakh and more have been carried out as per programme. Resultant differences on completion of formalities have been adjusted.

2.5: ASSETS TAKEN OVER ON NATIONALISATION:

The net value of assets, details of which are not available amounting to ₹ 8.17 crores acquired on nationalization of Coal Mines under Coal Mines Nationalisation Act, 1973 have been taken into accounts and shown under group of tangible assets against which full provision has been made.

3.0 : INVENTORY :

- 3.1 The enquiry proceedings by CBI, Dhanbad for shortage of coal at Rajmahal OCP of ₹ 19.54 lakhs tonne valuing to ₹ 63.58 crore in 2007-08 has been completed in 2010-2011 and the same has been forwarded to Chairman, CIL for information and advice the Vigilance department for taking action against the charged officers as per CBI order.
- 3.2: Coal of 471408 M.T. (471408 M.T.) mixed with matti etc. is non-vendible and has been taken as NIL value.

4.0 : SUNDRY DEBTORS :

4.1 Provision of Sundry Debtors are generally made on case to case basis. Normally no provision of Sundry Debtors is made on unsettled amount of Debtors at the initial years. In the 2nd year provision is made upto 50% amount of unsettled amount of debtors, and the rest is provided in 3^d year if remains unsettled. Further, no provision is made on vendible stock except deterioration of old stock due to fire, theft, etc.

5.0 CURRENT LIABILITIES & PROVISIONS.**A. CURRENT LIABILITIES :**

5.1 As required by section 22 of Micro, Small & Medium Enterprises Development Act, 2006, the following information is disclosed on the basis of information available with company. As on 31.03.2014 Principal amount remaining unpaid to MSME is ₹ 0.19 crores and interest due thereon is "NIL".

B. PROVISIONS:

5.2 The quarter end provision towards gratuity, leave encashment, Gross Personal Accident Insurance, LTA/ LTC, Life Cover Scheme, settlement allowances, Fatal Accident benefit and medical benefit of retired employees has been made on actuarial valuation as per the certification given by the actuary.

Actuarial Valuation of Gratuity liability as per Actuary Certificate :-

DISCLOSURES AS PER ACCOUNTING STANDARD 15 (Revised 200)**Table 1 : DISCLOSURE ITEM 120(c)**

Table Showing Changes in Present Value Of Obligations

	As at 31/03/2014
Present Value of Obligation at Beginning of year	26295396673
Acquisition Adjustment	0
Interest Cost	2232269717
Past Service Cost	0
Current Service Cost	1183665730
Curtailment cost	0
Settlement Cost	0
Benefits Paid	66800000
Actuarial gain/loss on Obligations	-4310387611
Present Value of Obligation at end of Year	25334144509

Table 2 : DISCLOSURE ITEM 120(e)**Table Showing Changes in Fair Value of Plan Assets**

	As at 31/03/2014
Fair Value of Plan Asset at Beginning of year	0
Acquisition Adjustment	0
Expected Return on Plan Asset	0
Contributions	10146900000
Benefits Paid	66800000
Actuarial gain/loss on Plan Asset	100400000
Fair Value of Plan Asset at End of year	10180500000

Table 3 : DISCLOSURE ITEM 120(f) Table showing Funded Status

	As at 31/03/2014
Present Value of Obligation at end Year	25334144509
Fair Value of Plan Asset at end Year	10180500000
Funded Status	-15153644509
Unrecognized actuarial gain/loss at end of the year	0
Net Asset(Liability) Recognized in Balance Sheet	-15153644509

Table 4:- DISCLOSURE ITEM 120(g)

Table showing Expense Recognized in Statement of Profit/Loss

	As at 31/03/2014
Current Service Cost	1183665730
Past Service Cost	0
Interest Cost	2232269717
Expected Return on Plan Asset	0
Curtailment cost	0
Settlement Cost	0
Actuarial gain/loss recognized in the year	-4410787611
Expense Recognized in Statement of Profit/Loss	-994852164

Table 7 : DISCLOSURE ITEM**120(1)****Table showing Actuarial Assumptions**

	As at 31/03/2014
Mortality Table	IALM(2006-08)ULT.
Superannuation Age	60
Early Retirement & Disablement	10 PER THOUSAND P.A above age 45 6 above age 45 between 29 and 45 below age 29
Discount Rate	8.50%
Inflation Rate	6.25%
Return on Asset	8.50%
Remaining Working Life	12 Years
FORMULA USED	PROJECTED UNIT CREDIT METHOD

Table 8 : DISCLOSURE ITEM 120(m)

Not applicable as Scheme is not related to Medical cost

Table 9 : DISCLOSURE ITEM 120(n)

Summary of last 4 Valuation Record

Company to Produce

Table 10 : DISCLOSURE ITEM 120 (o)

Movements in the Liability Recognized in Balance Sheet:

	As at 31/03/2014
Opening Net Liability	26295396673
Expenses as above	-994852164
Contributions	10146900000
Closing Net Liability	15153644509
Closing Fund/Provision at end of Year	25334144509

ACTUARIAL, VALUATION OF LEAVE ENCASHMENT BENEFIT(ET / HPL)

AS AT 31.03.2014

DISCLOSURES AS PER ACCOUNTING STANDARD 15(Revised 2005)**Table 1 : DISCLOSURE ITEM 120(c)**

Table Showing Changes in Present Value Of Obligations

	As at 31/03/2014
Present Value of Obligation at Beginning of year	4807164442
Acquisition Adjustment	0
Interest Cost	366907977
Past Service Cost	0
Current Service Cost	697097863
Curtailment cost	0
Settlement Cost	0
Benefits Paid	981200000
Actuarial gain/loss on Obligations	280268729
Present Value of Obligation at end of Year	5170239012

Table 2 : DISCLOSURE ITEM 120(e)

Table Showing Changes in Fair Value of Plan Assets

Not applicable as Scheme is unfunded

Table 3 : DISCLOSURE ITEM 120(f) Table showing Funded Status

Not applicable as Scheme is unfunded

Table 4 : DISCLOSURE ITEM 120(g)

Table showing Expense Recognized in Statement of Profit/Loss

	As at 31/03/2014
Current Service Cost	697097863
Past Service Cost	0
Interest Cost	366907977
Expected Return on Plan Asset	0
Curtailment cost	0
Settlement Cost	0
Actuarial gain/loss recognized in the year	280268729
Expense Recognized in Statement of Profit/Loss	1344274570

Table 7 : DISCLOSURE ITEM 120(1)

Table showing Actuarial Assumptions

	As at 31/03/2014
Mortality Table	IALM(2006-08)ULT.
Superannuation Age	60
Early Retirement & Disablement	Per Thousand P.A above age 45 3 between 29 and 45 1 below age 29
Discount Rate	8.50%
Inflation Rate	6.25%
Return on Asset	N.A
Remaining Working Life	12 Years
Formula Used	: Projected unit Credit Method

Table 10 : DISCLOSURE, ITEM 120(o)

Movements in the Liability Recognized in Balance Sheet:

	As at 31/03/2014
Opening Net Liability	0
Expenses as above	1344274570
Contributions	0
Closing Net Liability	1344274570
Closing Fund/Provision at end of Year	5170239012

NOTE TO APPENDIX B OF AS15(REVISED 2005)

AS THE SCHEME IS UNFUNDED CHARGES TO PROFIT /LOSS ACCOUNT HAS BEEN BASED ON FOLLOWING ASSUMPTIONS :

- (1) PREVIOUS OBLIGATION WAS PROVIDED FOR AT LAST ACCOUNTING DATE
- (2) BENEFIT TO EXITS HAS BEEN PAID TO DEBIT OF ABOVE PROVISION
- (3) CURRENT OBLIGATION WILL BE PROVIDED FOR AT CURRENT ACCOUNTING DATE

5.3 During the period company has ad-hoc provision for ₹ 64.02 crore (₹ 54.34 crore) as Performance Related Pay as per advice of Coal India Ltd.

5.4 During the period company has made a provision of ₹ 11.46 crore. as Post Retirement Medical Benefit as 4% Post Retirement Medical Benefit for executives.

5.5 During the period Company has made a provision of ₹ 231.96 crore. (₹ 218.66 crore.) towards payment of Ex-gratia to non-executives employees @ ₹ 31,500/- per employee.

6.0 : PROFIT AND LOSS ACCOUNT :

6.1 Coal issued to employees (free issue) amounting to ₹ 17.65 Crores (₹ 24.23.) and for internal consumption of ₹ 76.68 Crore (₹ 89.10 Crore) are accounted for on the basis of norms fixed by the management and valued at related grade selling price and the same is exhibited in the accounts as a specific contra.

6.2 Subsidy from appropriate authority for stowing and protective work undertaken during the period has been worked out for twelve months amounting to ₹ 58.65 Crore (₹ 41.80 Crore). Subsidy receivable have been shown under Other Current Assets (Note – 19).amounting to ₹ 45.28 Crores (₹ 24.05 Crore)

6.3 IMPACT OF COAL PRICE REVISION:

Due to coal price revision sales revenue decreased by ₹ 73.65 Crores.

A) DEPRECIATION :**6.4 IMPACT DUE TO CHANGE IN ACCOUNTING POLICY**

During the year based on technically estimated useful life depreciation rates of the following assets are revised:

SI. No.	Assets	Existing Depreciation Rate	No.Revised Depreciation Rate
1	Photocopy Machine	10.55%	23.75%
2	Fax Machine	15.83%	31.67%
3	Mobile Phone	15.83%	31.67%
4	Digitally enhance cordless telephone	15.83%	31.67%
5	Computer (including printer & scanner)	16.21%	31.67%

Due to above change in depreciation rates the profit for the year decreased by ₹ 0.11 Crores.

B) DEPRECIATION ON HEMM :

Depreciation on HEMM is provided in Straight Line Method at the rate prescribed at schedule XIV of the Companies Act 1956 except on certain HEMM where higher rate of depreciation is charged as per technically estimated useful life as given below :

Particulars of the Asset	Rate of Depreciation
Tele-Communication Equipment	15.83
Dumper UP to 35T	15.83
Dumper UP to 50T	13.57
Hydraulic Shovels upto 1.2 CUM	13.57
Hydraulic Shovels upto > 1.2 to 2.2	13.57
Hydraulic Shovels upto > 2.2 to 5.0 CUM	13.57
Hydraulic Shovels upto > 5.00 to 10.0 CUM	13.57
Hydraulic Shovels upto > 5.00 to 10.0 CUM	11.88
B.H.Drill < 160 mm	16.57

6.5 ADJUSTMENT TOWARDS DEEMED LOWERING OF GRADE

With the introduction of Gross Calorific value (GCV) system of grading of coal w.e.f. 1st January 2012, supply of coal to NTPC was billed at declared grade of coal corresponding to the GCV range of the coal. With effect from October 2012 NTPC released payment based on GCV determined unilaterally at the receiving end, contrary to the provision of Fuel Supply Agreement which stipulates that the GCV is to be determined at the loading end by joint collection, preparation, testing and analysis of the coal being supplied.

As a result an amount of ₹ 936.72 Crore was unilaterally retained by NTPC from the bills of the Company in respect of supply of coal, against the provision of FSA. The issue was taken up with the Ministry of Power through the Ministry of Coal for resolution which resulted in incorporation of a provision for third party sample collection, preparation, testing and analysis at the point of loading in the FSA. Such third party sampling/analysis was implemented from October 2013.

For an appropriate resolution of the issue, the Govt. of India advised for extrapolation of the result of the third party sampling/analysis during October – December 2013 to the supplies during the past period from October 2012 to May/June 2013. On the basis of this settlement formula an amount of ₹ 163.57 Crore has been arrived at jointly with NTPC, as an amount towards deemed lowering of grade as compared to the declared grade of coal supplied and billed. The said amount of ₹ 163.57 Crore includes ₹ 127.08 Crore relating to the supply of coal to NTPC from October 2012 to March 2013 which was included in the carrying amount of Sundry Debtors as on 31st March 2013. Hence the amount of ₹ 127.08 Crore has been written off in the books of account as Bad Debt. The balance amount of ₹ 36.49 Crore relating to lowering of grade of coal supplied during the current year has been adjusted in the books appropriately.

6.6 CSR EXPENDITURE: The company incurred ₹ 12.54 Crore (₹ 9.34 Crore) on account of CSR expenses during the financial year 2013-14. this expenditure has been transferred to Coal India Limited the holding company as ECL is in BIFR.

- 6.7 **MINE CLOSURE:** The MOC issued guidelines on 7th January 2013, in supersession of all its earlier guidelines on the subject, requiring all the Mine owners who were yet to comply with the guidelines issued earlier, to obtain the approval of Mines Closure Plans within a period of one year from the date of publishing of this guidelines.

Accordingly, mine closure for plan all the mine of the company were prepared by CMPDIL and were approved by the Board of Directors of the Company in its 264th meeting held on 24.09.2013. While estimating the cost of mine closure for the entire project area for the purpose of depositing in the Escrow Account typically closure cost for an open cast mine of Rs six lakhs per hectare and Rs one lakh per hectare for underground mine (at price level of August 2009) in line with the said guidelines, was escalated for the base year 2013-14, based on the WPI as notified by Govt of India. The amount of Rs 71.03 crore deposited in Escrow Account for the year 2013-14, after tripartite agreement between the company, its banker viz Union Bank of India and the Coal Controller, was arrived at by dividing the mine closure cost so arrived for the entire project area by the balance life of each mine considering the base year 2013-14.

Accordingly a provision of ₹ 71.03 crores towards the mine closure cost for the year 2013-14 has also been made for all the mines considering 2013-14 as the base year. Since the mine closure cost was arrived at by considering the base year 2013-14, provisions of ₹ 217.38 crores made upto 31.03.14 was no more required hence written back accordingly.

7.0 CAPITAL COMMITMENT :

- 7.1 Estimated amount of contract remaining to be executed is ₹ 138.23Crores (₹ 180.06 Crores).
7.2 CLAIMS AGAINST THE COMPANY NOT ACKNOWLEDGED AS DEBTS.

(₹ Figure in Crore)

Particulars	Current year	Previous year
Sales Tax	154.80	146.80
Royalty & Cess	596.42	1262.78
Others	565.20	562.73
Total	1316.42	1972.31

7.3 : DIRECTORS' REMUNERATION :

(₹ in Crores)

Particulars	Current year	Previous year
Salary & Allowances	0.93	0.80
Provident Fund.	0.11	0.07
Perquisites.	0.19	0.14
Retirement benefit.	NIL	NIL
Leave Encashment	0.04	NIL
Medical	0.11	NIL
Total	1.38	1.29

Salary and Allowances includes PRP of ₹ NIL

- a) Perquisites do not include value/charges for House Rent / Electrical Energy which has been recovered as per rules of the Company and value of Free Medical facilities in Company Hospital / Dispensary.
- b) Besides the above, Directors have been allowed to use car for private journey up to a ceiling of 750 Kms. per month on payment of ₹ 400/- per month as per service rules.

8.0 : Production of Coal of 360.46 lakh tonnes (339.01 lakh tonnes).

9.0 : COAL :

Particulars	(Quantity in lakh tonnes)		(₹ in crores)	
	31.03.14	31.03.13	31.03.14	31.03.13
Op. Stock	21.14	40.48	309.74	478.40
Adjust / seized coal.	0.00	0.00	0.00	0.00
Sales(*)	359.78	355.45	8887.90	9191.90
Closing Stock (**)	19.13	21.14	299.95	309.74

(*) Does not include coal issued for domestic consumption by Employees and boiler consumption of 2.77 lakh tonnes (3.40 lakh tonnes) and Sundry purpose 0.00 lakh tonnes (0.12 lakh tonnes).

(**) Net surplus/shortage – (-) NIL lakh tonne { Nil lakh tonne}.

10.0 Earning in foreign exchange :- NIL (NIL).

11.0 CIF Value of Imports.

(₹ in Crores)

Particulars	Current Year.	Previous Year.
a. Raw Materials	----	----
b. Components, Stores & Spares.	10.11	13.86
c. Capital Goods.	----	----

12.0 : Expenditure in Foreign Currency :

(₹ in Crores)

Particulars	Current Year	Previous Year.
a. Travelling Expenses.	0.54	0.07
b. Expenses on Know - How & Foreign Consultancy.	Nil	Nil
c. Pension to the Foreigners.	Nil	Nil
d. Others	12.94	5.48

13.0 : Total consumption of Stores during the ending 31st March, 2014.

	(₹ in Crores)		(Percentage)	
	Current Period	Previous Period	Current Period	Previous Period
a. Total consumption of imported materials.	10.11	19.63	1.38	3.02
b. Indigenous	723.27	630.32	98.62	96.98

14.0 : GENERAL :

- 14.1 Impairment of assets (Prospecting Boring & Mine Development) is made when the carrying amount of each mine (Cash Generating Unit) exceeds its recoverable amount, which are being determined on the basis of future Cash Flows of subsequent five years calculated on constant price level.
- 14.2 An advance payment of ₹ 8.10 crores has been made towards FBT in 2005-06, against which the return was submitted for ₹ 7.49 crores as per self assessment/tax audit report and assessment was made accordingly. Subsequently an appeal petition was submitted showing revised liabilities as ₹ 4.0 crores which is pending with the appropriate authority.
- 14.3 In the opinion of the management, all current assets including loans and advances have realisable value in the ordinary course of business at least equal to the amount at which they are stated. Further adequate provision has also been made in respect of all known liabilities.
- 14.4 Reconciliation of balances with Debtors are made on perpetual basis. Where confirmation from Creditors and other parties are not obtained, in that case the book balances are considered as correct.
- 14.5 A case of misappropriation was detected at Satgram Area in the year 2004-05 and FIR was lodged and the matter has been taken up with the Insurance Company. The amount involved has been worked out to ₹ 0.40 crore. The same is yet to be settled by the Insurance Company.
- 14.6 The company was declared Sick Company and was referred to the Board for Industrial and Financial Reconstruction (BIFR) and a case was registered as case no. 501/2000. BIFR has appointed State Bank of India as its operating agency for formulating a Rehabilitation Scheme. The company after detailed deliberation with Stakeholders prepared a Rehabilitation Scheme and submitted to BIFR through the operating agency. The BIFR sanctioned the scheme in November, 2004 for implementation. As per the BIFR sanctioned scheme, the net worth of the company was slated to become positive in 2008-09 after considering the concessions/relief to be received from Coal India. But due to delay in implementation of some of the envisaged project for augmentation of production, implementation of NCWA-VII w.e.f. 01.07.2001 to 30.06.2006 and revision of sale price of coal from 16/06/2004 the physical and financial projection were revised and accordingly revised revival plan was prepared. The revised plan was recommended by Board for Reconstructions of Public Sector Enterprises (BRPSE) and approved by Government of India in October, 2006. As per the revised Revival Plan approved by Government of India, the net worth of the company was slated to become positive in 2009-2010.

However, the company could not be able to make its net worth positive in 2009-10 as many of the projects could not be implemented due to inordinate delay in obtaining approval of project report of many of the envisaged project, difficulty in acquisition of land obtaining forest clearance. In addition, NCWA-VIII from 01.07.2006 and executive pay revision from 01.01.2007 has also been implemented.

Hence, the company again prepared a revised Revival Plan taking into account the delay in implementation of many of the projects, and as per the revised projection, the net worth of the company was stated to

become positive in 2014-15, and was placed for discussion in 230th ECL Board meeting held on 31st August, 2009 and 1st September, 2009. But due to delay in implementation of various projects, Functional Directors in its meeting held on 5th Jan, 2010 advised to revise the physical parameters from 2010-11 to 2016-17. In between Coal Sale Price was also enhanced from 16th October, 2009.

Hence, the financial projections earlier made were further revised and as per the revised projection, the net worth of the company was stated to become positive in 2016-17 with waivers of CIL loan and conversion of current account balance into equity. ECL Board in its 237th meeting held on 5th August, 2010 had approved the above Draft Modified / Revised Proposal (DMRP). Company presented the DMRP to BRPSE and BRPSE reviewed the ECL's case on 27th August, 2010 BRPSE advised the company to revise the physical and financial projection by exploring the possibility of advancing the project completion to enable the company to come out of BIFR in advance. Accordingly revised DMRP has been prepared and as per the revised scheme, the company is expected to come out of BIFR in 2014-15. The sale price of the company has increased at par with imported coal price which facilitate the company to earn a profit in 2009-10, 2010-11, 2011-12, 2012-13 & 2013-14.

A meeting was held on 02.09.2011 with Monitoring Agency and Technical Consultant appointed by SBI in the office of the BIFR and re-assessed the status as under consisting the following.

- i) Production targets have been reviewed further with pessimistic approach.
- ii) Pricing of coal at par with imported coal price
- iii) Projection to be made with conservative estimates.

Accordingly, ECL has submitted a revised estimate where it shows that by considering the above approach, the net worth of ECL will become positive in the year 2013-14 or otherwise by CIL pricing guidelines, the net worth of the company will become positive in the year 2015-16. The position has been intimated to BIFR on 15.10.2011. In view of above, the accounts of the company has been prepared on the basis of Going Concern Concept.

15.0: ACCOUNTING STANDARDS :

- a). AS-17 : Segment Reporting –The Company is primarily engaged in a single segment business of production and sale of coal. There is no other reportable primary segment identifiable in accordance with AS-17.
- b) AS-18: Related Party Disclosures – In view of the exemption granted to State Controlled enterprises as regards related party relationship with other State Controlled Enterprises for transactions with such enterprises, no disclosure under AS-18 is made, being not applicable for the Company.
- c) AS – 20 EARNING PER SHARE :

Earning per share is calculated by dividing the profit earned by the company for the year ended 31st March, 2014 with the weighted average number of equity share of the company outstanding during the period as per details given below :-

(₹ in crores)

a)	Profit during period ending 31 st March, 2014	-	₹ 872.23
b)	Weighted average number of shares	-	22184500 NOS
	EPS - (Basic & diluted) (a/b)	-	₹ 393.17

d). AS-22 : Deferred Tax Asset:

Deferred Tax Asset is accounted for by computing the tax effect of timing differences which arise during the year and revenue in subsequent periods. The detail calculations are given below:

(₹ in crore)

	Deferred Tax Asset/(Liability) As on 01.04.13	Adjustment during the year 2013-14	Deferred Tax Asset/(Liability) As on 31.03.14
<u>Deferred Tax Assets:</u>			
(i) Provision for Gratuity	2629.54	-1110.81	1518.73
(ii) Provision for super annuation benefit	98.63	24.49	123.12
(iii) Provision for Mine Closure	217.38	-146.35	71.03
	2945.55	-1232.67	1712.88
<u>Deferred Tax Liability</u>			
(i) Difference between Tax & Book depreciation	-281.97	72.45	-209.52
Net	2663.58	-1160.22	1503.36
Net Deferred Tax Asset	864.20	-394.36	
Impact of change in tax rates in current year		41.15	
Net Amount debited to Profit and Loss Account		-353.21	
Deferred Tax Asset (Net)	864.20	-353.21	510.99

In the opinion of the management there is a reasonable certainty that sufficient future taxable income will be available against which such deferred tax assets can be realised.

- e) AS-24 : There is no discontinuation in operation of any activities in any mines during the period ended at 31.03.2014.
- f) AS- 28: Impairment loss of ₹ 19.29 crores (₹ 20.07 crores) on prospecting & boring and other mines development cost including Capital WIP for year ending 31st March, 2014 debited to P/L A/c under the head impairment of assets as per accounting policy.
- g) AS-29 : In respect of Provision, Contingent Liabilities and Contingent Assets, the followings are the transactions made during the period.

Details of Provision :

(₹ in crores)

Details	Opening Provision as on 31.03.2013	Provision made during The year/Period	Provision Written back During the Year	Closing provision as on 31.03.2014
Unserviceable/Damaged/Obsolete Stores	12.94	---	0.40	12.54
Non moving Stores	34.23	0.75	3.55	31.43
Loans and Advances and Other Current Assets	20.33	0.03	0.62	19.76
Mine Closure Plan	217.38	71.03	217.38	71.03
Actuarial provision for Gratuity	2629.54	---	96.12	2533.42
Actuarial provision for Leave encashment	480.72	36.31	---	517.03
Actuarial provision for LTC/LLTC	27.96	3.31	---	31.27
Actuarial provision for Life Cover Scheme	21.34	---	3.82	17.52
Actuarial provision for Settlement Allowances	61.06	---	3.12	57.94
Actuarial Provision for Fatal Mine Accident Policy Benefit	49.23	---	2.31	46.92
Actuarial Provision for Gross Personal Accident Policy	0.18	---	0.02	0.16
Actuarial Provision for Post Retirement Medical benefit	102.83	11.46	---	114.29
Total	3657.74	122.89	327.34	3453.29

16.0 The figures in the parenthesis represent correspondence period of the previous year.

17.0 Figures for the previous year have been regrouped, re-arranged and recast wherever necessary.